

RoHS Compliant

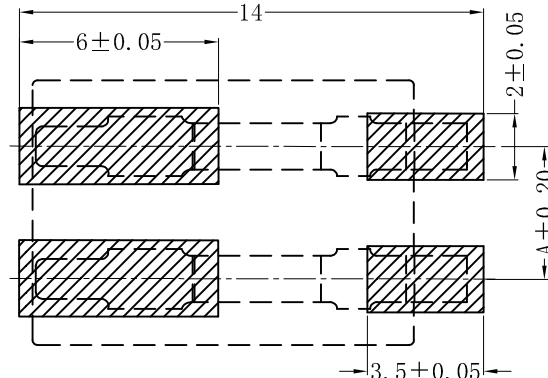
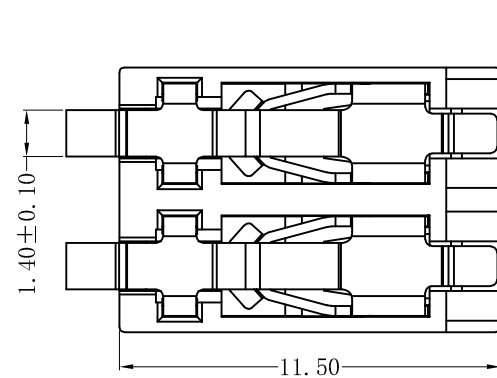
SPECIFICATION

- 1 Contact resistance: $\leq 20m\Omega$
- 2 Insulation resistance: $\geq 1000M\Omega$
- 3 Rated voltage: 300 V AC DC
- 4 Rated current: 9.0A AC DC
- 5 Withstand Voltage: 1600V AC/minute
- 6 Temperature Range: $-25^{\circ}C \sim +85^{\circ}C$
- 7 Recommended to use Solid wire
AWG#24~18 (0.2~0.80mm²)

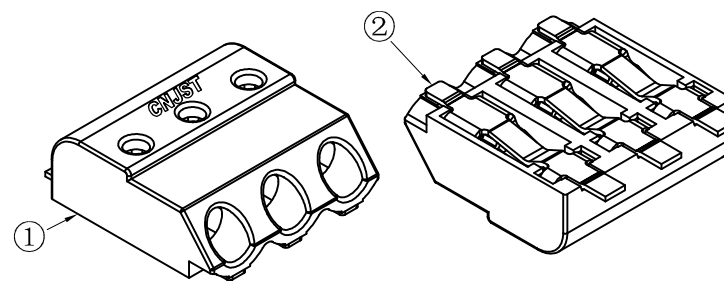
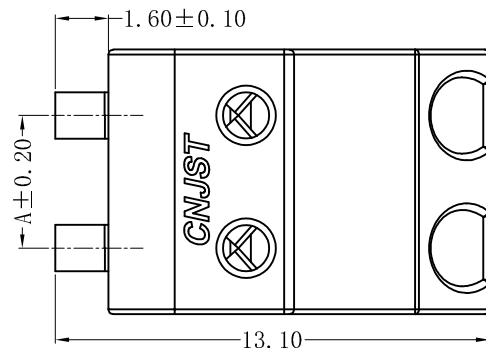
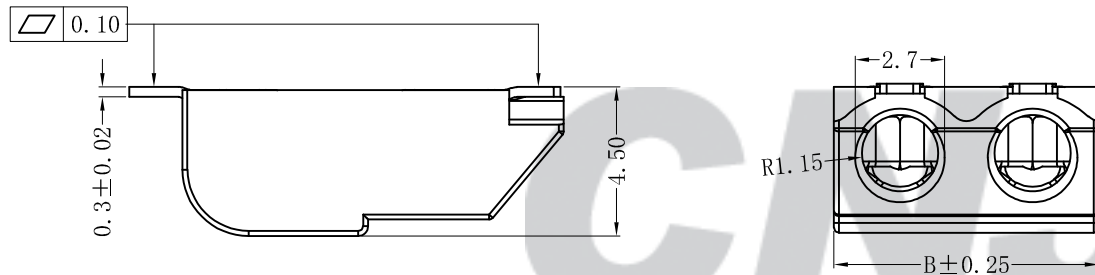
ORDER INFORMATION:

T4001M--C1MB-R**

PART No. _____
 No. OF CIRCUITS: _____
 01~03
 PLASTIC MATERIAL: _____
 C1M=FR52 (Nature)
 PACKAGING:
 R=Reel
 PLATING:
 B=Matte Sn



POWER PCB LAYOUT
(COMPONENT SIDE)



Circuits	Dimensions (mm)	
	A	B
01	-	3.98
02	4.00	7.98
03	8.00	11.98

Unit: mm

专利产品

REV.	DATE	DESCRIPTION	APPD.	NO.	DESCRIPTION	QTY	MATERIAL	PLATING/COLOR
C/0	2022.12.09	统一标准 更新模版	黄美程	②	Contacts	1~3	Phosphor Bronze	Matte Sn
B/0	2019.07.27	NEW RELEASE	黄金林	①	Insulator	1	FR52 (UL94V-0)	Nature

Tolerance	X.X ±0.30
	X.XX ±0.20
	X.XXX ±0.10
Angle	±3.0°
UNIT:	mm

CNJST 捷仕泰企业	
Model No.: T4001M-**-C1MB-R	
Model Name: 4.00mm Pitch Terminal	
	SCALE: FULL
	REVISION: C/0

Drawn: 黄美程 2022.12.09
Checked: 吴丹平
Approved: 林旭芝
DWG NO.: CNJST/GCCP-0426