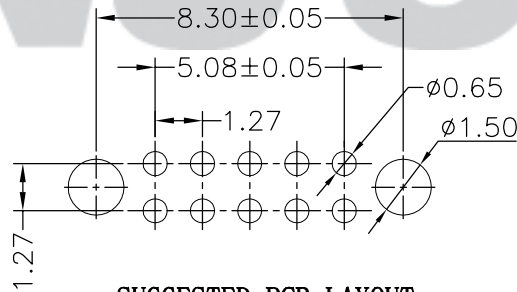
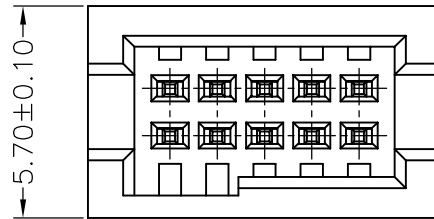
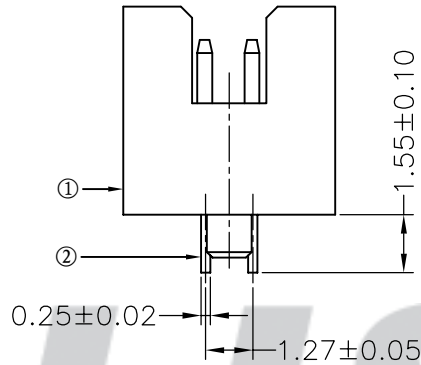
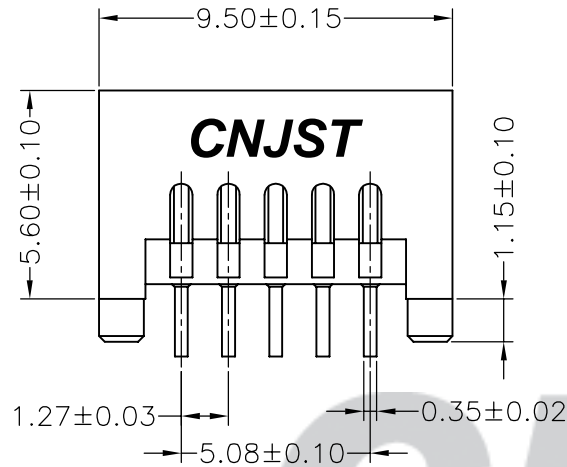


RoHS Compliant

成品图



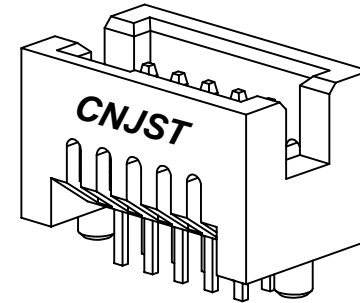
SUGGESTED PCB LAYOUT
(COMPONENT SIDE)

SPECIFICATION

- 1 Contact resistance: $\leq 50m\Omega$
- 2 Insulation resistance: $\geq 500M\Omega$
- 3 Rated voltage: 150 V AC DC
- 4 Rated current: 0.5 A AC DC
- 5 Withstand Voltage: 250V AC/minute
- 6 Temperature Range: $-25^{\circ}C \sim +85^{\circ}C$

ORDER INFORMATION:

B1271G-205-F1KC-G			
PART No.:			
No. OF CIRCUITS:	2X5	PACKAGING:	G=TUBE
PLASTIC MATERIAL:	F1K=LCP (BLACK)	PLATING:	C=Gold-plated



B/O	2016.05.24	NEW RELEASE	
REV.	DATE	DESCRIPTION	APPD.
1	2		

②	Contacts	10	Phosphor Bronze	Gold-plated
①	Insulator	1	LCP (UL94V-0)	Black
NO.	DESCRIPTION	QTY	MATERIAL	PLATING/COLOR

Tolerance X.X ±0.30 X.XX ±0.20 X.XXX ±0.10 Angle ±3.0°	Model Name: 1.27mm PITCH BOARD TO BOARD		SCALE: FULL	REVISION: B/0
	Model No: B1271G-205-F1KC-G			
UNIT: mm	CNJST 浙江捷仕泰电子有限公司 ZHEJIANG JIESHITAI ELECTRONIC CO., LTD			

Drawn: 蔡忠忠 2016.05.24
Checked: 林旭芝
Approved: 刘祚杰
DWG NO. CNJST/GCCP-0191