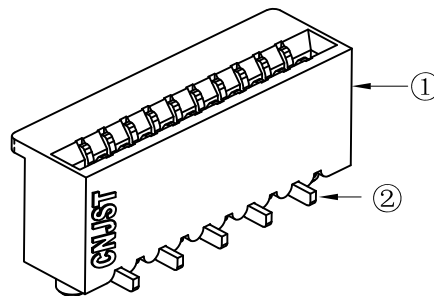
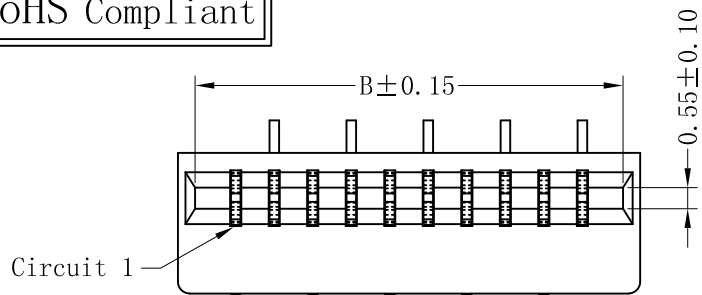


RoHS Compliant

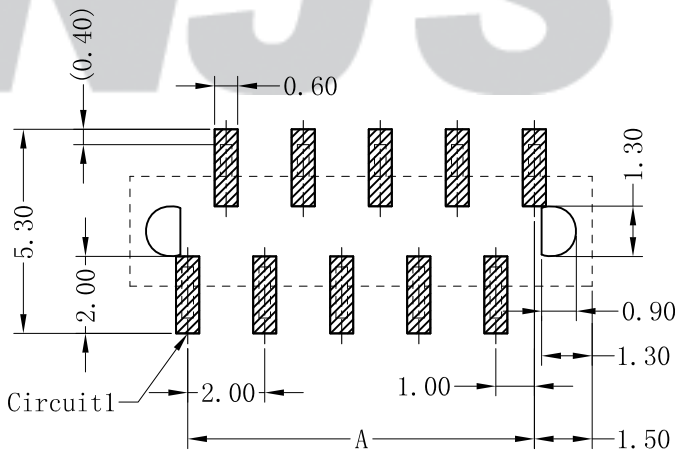
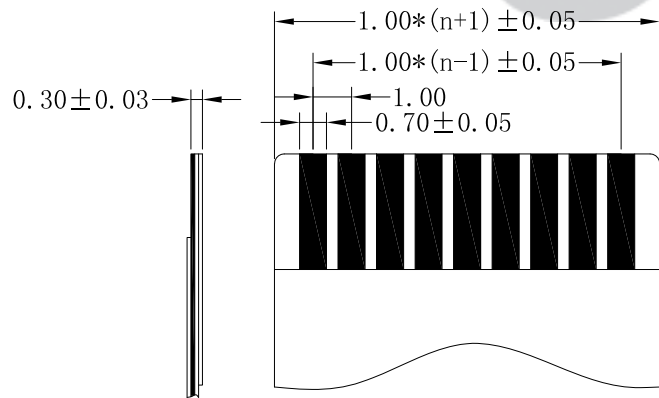
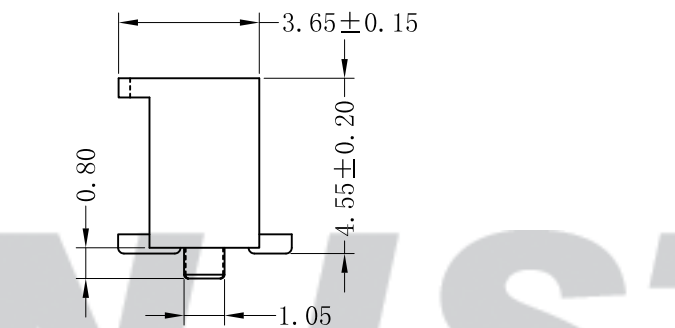
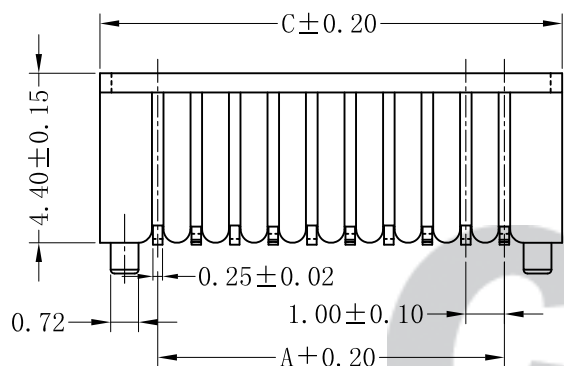


**SPECIFICATION**

- 1 Contact resistance:  $\leq 30m\Omega$
- 2 Insulation resistance:  $\geq 500M\Omega$
- 3 Rated voltage: 50 V AC DC
- 4 Rated current: 0.5 A AC DC
- 5 Withstand Voltage: 500V AC/minute
- 6 Temperature Range:  $-25^{\circ}C \sim +85^{\circ}C$

**ORDER INFORMATION:**

**F1002AWVB-\*\*-F1KC-R**  
 PART No. \_\_\_\_\_  
 No. OF CIRCUITS: \_\_\_\_\_  
 04~08  
 PLASTIC MATERIAL: \_\_\_\_\_  
 F1K=LCP (BLACK)  
 PACKAGING: \_\_\_\_\_  
 R=Reel  
 PLATING: \_\_\_\_\_  
 C=Gold-Plated



Circuits	Dimensions (mm)		
	A	B	C
04	3.00	5.10	6.00
05	4.00	6.10	7.00
06	5.00	7.10	8.00
07	6.00	8.10	9.00
08	7.00	9.10	10.00

Accommodated FFC  
(COMPONENT SIDE)

SUGGESTED PCB LAYOUT  
(COMPONENT SIDE)

Tolerance  
 X.X ±0.30  
 X.XX ±0.20  
 X.XXX ±0.10  
 Angle ±3.0°

**CNJST 捷仕泰企业**

Drawn: 李浩然 2022. 12. 30

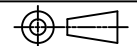
Model No. : F1002AWVB-\*\*-F1KC-R

Checked: 吴丹平

Model Name: 1.00mm pitch 180° SMT FFC/FPC

Approved: 林旭芝

UNIT: mm



SCALE: FULL

REVISION: C/0

DWG NO. : CNJST/GCCP-0237

REV.	DATE	DESCRIPTION	APPD.	NO.	DESCRIPTION	QTY	MATERIAL	PLATING/COLOR
C/0	2022. 12. 30	更新模板	李浩然	②	Contacts	4~8	Phosphor Bronze	Gold-plated
B/0	2020. 08. 22	NEW RELEASE		①	Insulator	1	LCP (UL94V-0)	Black

专利产品