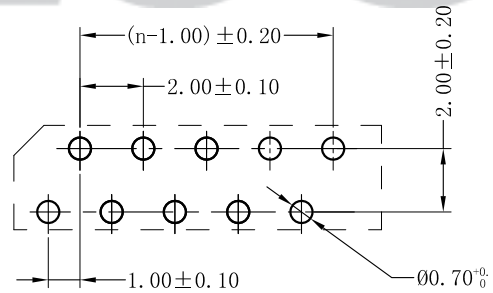
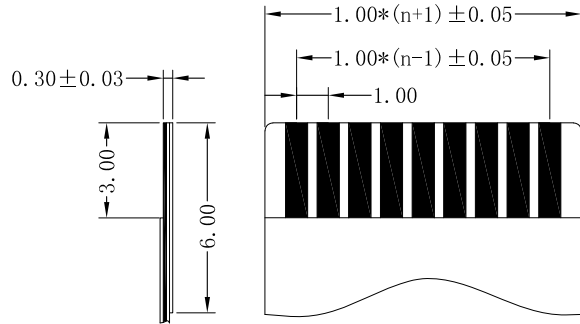
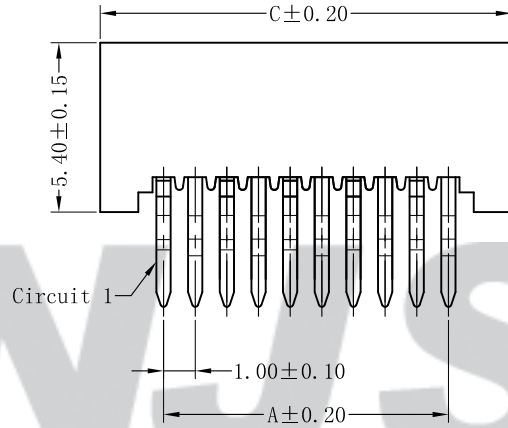
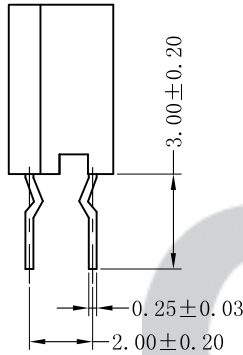
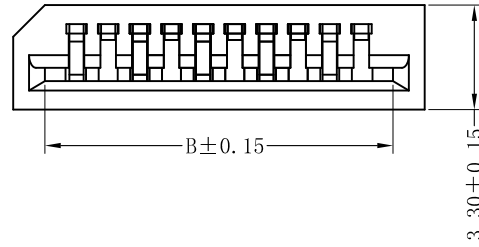
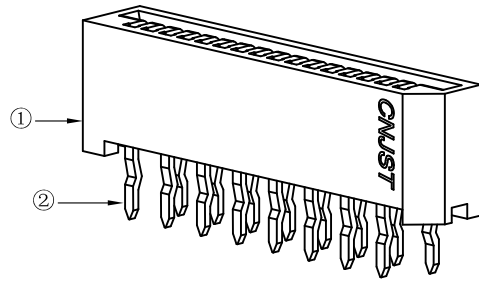


RoHS Compliant



SUGGESTED PCB LAYOUT
(COMPONENT SIDE)

Accommodated FFC
(COMPONENT SIDE)

SPECIFICATION

- 1 Contact resistance: $\leq 30m\Omega$
- 2 Insulation resistance: $\geq 500M\Omega$
- 3 Rated voltage: 50 V AC DC
- 4 Rated current: 0.5 A AC DC
- 5 Withstand Voltage: 500V AC/minute
- 6 Temperature Range: $-25^{\circ}C \sim +85^{\circ}C$

ORDER INFORMATION:

F1001A-**-F2MA-G			
PART No.	No. OF CIRCUITS:	PACKAGING:	
	04~30	G=TUBE	
PLASTIC MATERIAL:		PLATING:	
F2M=LCP		A=Tin-plated	

Circuits	Dimensions (mm)			Circuits	Dimensions (mm)		
	A	B	C		A	B	C
04	3.00	5.00	7.00	18	17.00	19.00	21.00
05	4.00	6.00	8.00	19	18.00	20.00	22.00
06	5.00	7.00	9.00	20	19.00	21.00	23.00
07	6.00	8.00	10.00	21	20.00	22.00	24.00
08	7.00	9.00	11.00	22	21.00	23.00	25.00
09	8.00	10.00	12.00	23	22.00	24.00	26.00
10	9.00	11.00	13.00	24	23.00	25.00	27.00
11	10.00	12.00	14.00	25	24.00	26.00	28.00
12	11.00	13.00	15.00	26	25.00	27.00	29.00
13	12.00	14.00	16.00	27	26.00	28.00	30.00
14	13.00	15.00	17.00	28	27.00	29.00	31.00
15	14.00	16.00	18.00	29	28.00	30.00	32.00
16	15.00	17.00	19.00	30	29.00	31.00	33.00
17	16.00	18.00	20.00				

专利产品

Tolerance	
X.X	± 0.30
X.XX	± 0.20
X.XXX	± 0.10
Angle	$\pm 3.0^{\circ}$

CNJST 捷仕泰企业

Drawn: 李浩然 2022.12.30

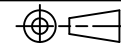
Model No.: F1001A-**-F2MA-G

Checked: 吴丹平

Model Name: 1.00mm Pitch 180° DIP LIF FFC/FFC

Approved: 林旭芝

UNIT: mm



SCALE: FULL

REVISION: C/0

DWG NO.: CNJST/GCCP-0009

REV.	DATE	DESCRIPTION	APPD.	NO.	DESCRIPTION	QTY	MATERIAL	PLATING/COLOR
C/0	2022.12.28	更新模板	李浩然	②	Contacts	4~30	Phosphor Bronze	Tin-plated
B/0	2021.01.29	NEW RELEASE		①	Insulator	1	LCP(UL94V-0)	Nature