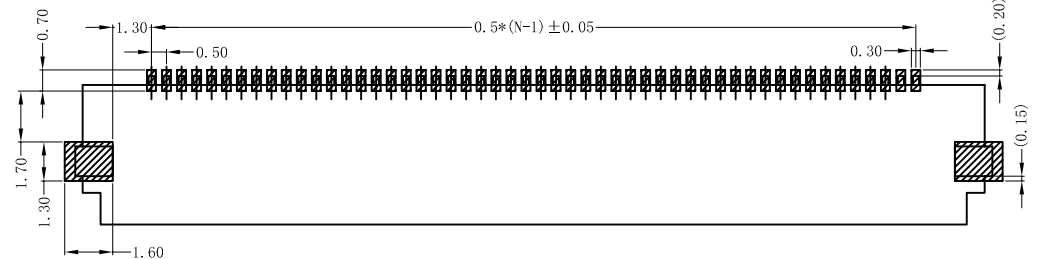
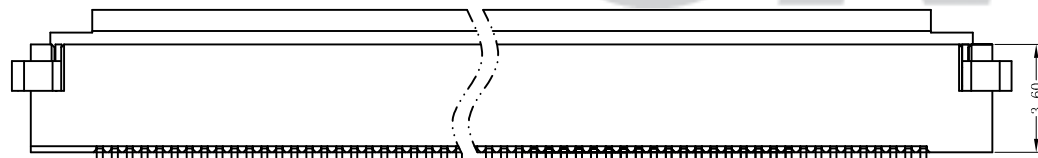
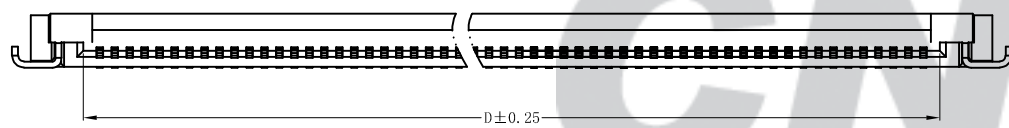
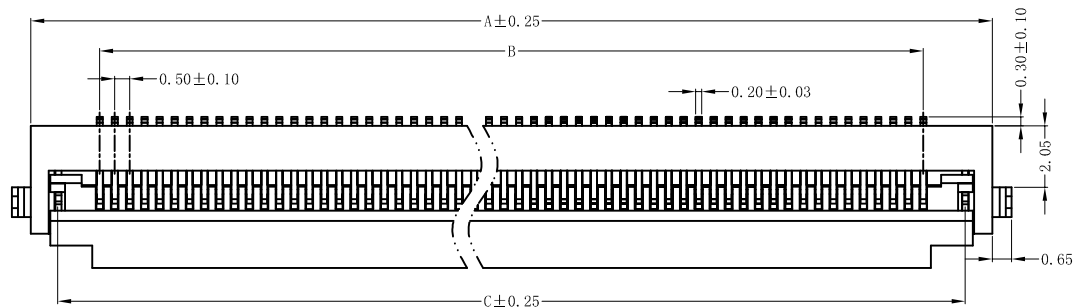
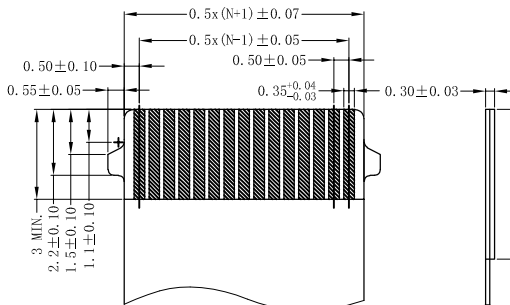
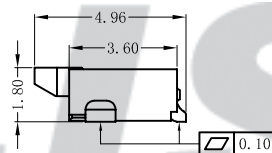
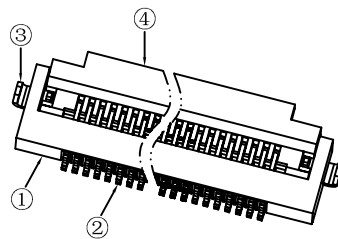


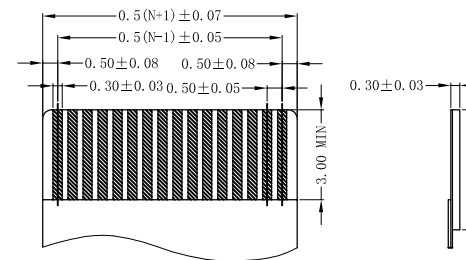
RoHS Compliant



SUGGESTED PCB LAYOUT
(COMPONENT SIDE)



RECOMMENDED FFC DIM 1
(COMPONENT SIDE)



RECOMMENDED FFC DIM 2
(COMPONENT SIDE)

SPECIFICATION

- 1 Contact resistance: $\leq 30m\Omega$
- 2 Insulation resistance: $\geq 50M\Omega$
- 3 Rated voltage: 50 V AC DC
- 4 Rated current: 0.5A AC DC
- 5 Withstand Voltage: 200V AC/minute
- 6 Temperature Range: $-25^{\circ}C \sim +85^{\circ}C$

ORDER INFORMATION:

F0517AWR--F2MC-R**

PART No.:		PACKAGING:
No. OF CIRCUITS:		R=REEL
60~80		
PLASTIC MATERIAL:		PLATING:
F2M=LCP (Locker:LCP)		C=Gold flash

No. of Contacts	DIM.			
	A	B	C	D
60	34.10	29.50	32.30	30.60
64	36.10	31.50	34.30	32.60
65	36.60	32.00	34.80	33.10
66	37.10	32.50	35.30	33.60
68	38.10	33.50	35.80	34.10
80	44.10	39.50	42.30	40.60

C/O	2022.10.28	更新模板	李浩然
B/O	2019.08.19	NEW RELEASE	
REV.	DATE	DESCRIPTION	APPD.

④	Locker	1	LCP(UL94V-0)	Black
③	Solder Tab	2	Brass	Matte Sn
②	Contacts	60~80	Phosphor Bronze	Gold flash
①	Insulator	1	LCP(UL94V-0)	Nature(Beige)
NO.	DESCRIPTION	QTY	MATERIAL	PLATING/COLOR

Tolerance
 X.X ±0.30
 X.XX ±0.20
 X.XXX ±0.10
 Angle ±3.0°

UNIT: mm

CNJST 捷仕泰企业

Model No.: F0517AWR-**-F2MC-R

Model Name: 0.50mm pitch SMT FFC/FPC CONNECTORS

SCALE: FULL

REVISION: C/0

Drawn: 李浩然 2022.10.28

Checked: 吴丹平

Approved: 林旭芝

DWG NO.: CNJST/GCCP-0507