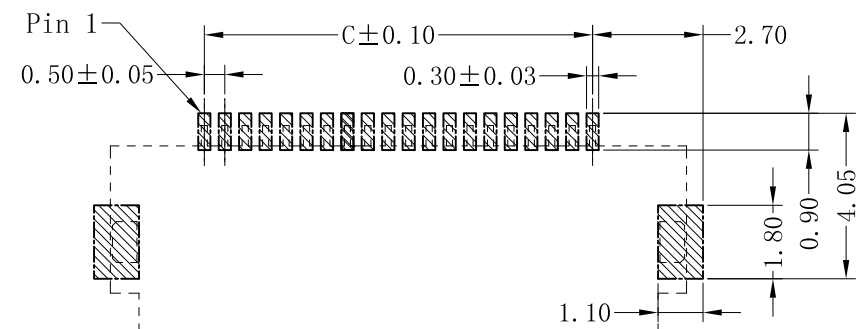
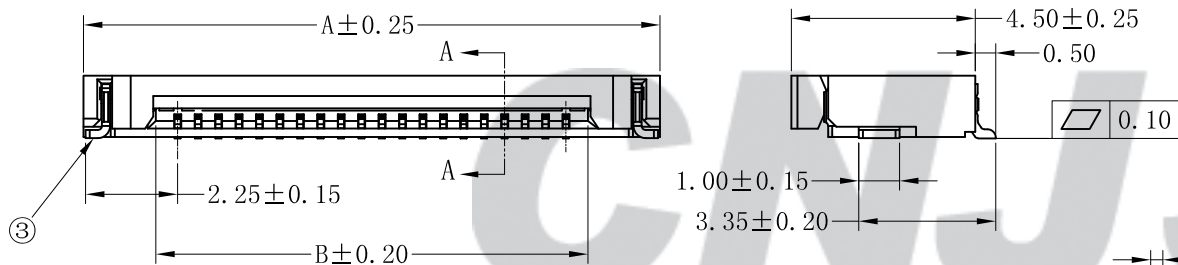
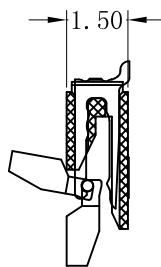
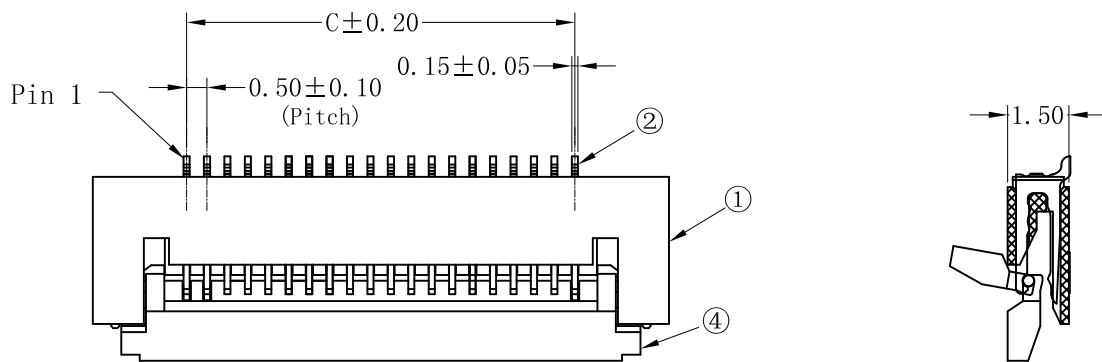


RoHS Compliant



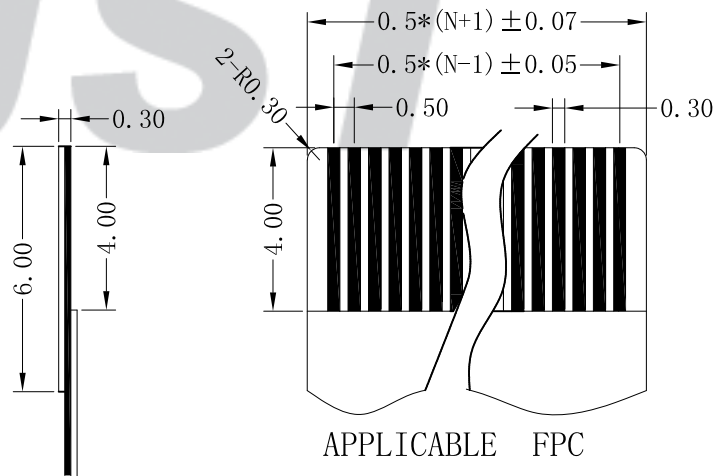
SPECIFICATION

- 1 Contact resistance: $\leq 30m\Omega$
- 2 Insulation resistance: $\geq 500M\Omega$
- 3 Rated voltage: 50 V AC DC
- 4 Rated current: 0.5 A AC DC
- 5 Withstand Voltage: 500V AC/minute
- 6 Temperature Range: $-25^{\circ}C \sim +85^{\circ}C$

ORDER INFORMATION:

F0514AWR--F2MB-R**

PART No.	PACKAGING:
No. OF CIRCUITS:	R=REEL
04~60	
PLASTIC MATERIAL:	PLATING:
F2M=LCP (Locker:LCP)	A=Tin-Plated
	B=Matte Sn



RECOMMENDED FFC/FPC DIMENSION

PIN	DIM A	DIM B	DIM C
4	6.10	2.60	1.50
5	6.60	3.10	2.00
6	7.10	3.60	2.50
7	7.60	4.10	3.00
8	8.10	4.60	3.50
9	8.60	5.10	4.00
10	9.10	5.60	4.50
11	9.60	6.10	5.00
12	10.10	6.60	5.50
13	10.60	7.10	6.00
14	11.10	7.60	6.50
15	11.60	8.10	7.00
16	12.10	8.60	7.50
17	12.60	9.10	8.00
18	13.10	9.60	8.50
19	13.60	10.10	9.00
20	14.10	10.60	9.50
21	14.60	11.10	10.00
22	15.10	11.60	10.50
23	15.60	12.10	11.00
24	16.10	12.60	11.50
25	16.60	13.10	12.00
26	17.10	13.60	12.50
27	17.60	14.10	13.00
28	18.10	14.60	13.50
29	18.60	15.10	14.00
30	19.10	15.60	14.50
31	19.60	16.10	15.00
32	20.10	16.60	15.50
33	20.60	17.10	16.00
34	21.10	17.60	16.50
35	21.60	18.10	17.00
36	22.10	18.60	17.50
37	22.60	19.10	18.00
38	23.10	19.60	18.50
39	23.60	20.10	19.00
40	24.10	20.60	19.50
41	24.60	21.10	20.00
42	25.10	21.60	20.50
43	25.60	22.10	21.00
44	26.10	22.60	21.50
45	26.60	23.10	22.00
46	27.10	23.60	22.50
47	27.60	24.10	23.00
48	28.10	24.60	23.50
49	28.60	25.10	24.00
50	29.10	25.60	24.50
51	29.60	26.10	25.00
52	30.10	26.60	25.50
53	30.60	27.10	26.00
54	31.10	27.60	26.50
55	31.60	28.10	27.00
56	32.10	28.60	27.50
57	32.60	29.10	28.00
58	33.10	29.60	28.50
59	33.60	30.10	29.00
60	34.10	30.60	29.50

REV.	DATE	DESCRIPTION	APPD.	NO.	DESCRIPTION	QTY	MATERIAL	PLATING/COLOR
C/0	2023.01.02	更新模板	李浩然	④	Locker	1	LCP(UL94V-0)	Black
B/0	2018.05.11	NEW RELEASE		③	Solder Tabs	2	Brass	Matte Sn
				②	Contacts	4~60	Phosphor Bronze	Matte Sn
				①	Insulator	1	LCP(UL94V-0)	Nature

Tolerance
 X.X ±0.30
 X.XX ±0.20
 X.XXX ±0.10
 Angle ±3.0°
 UNIT: mm

CNJST 捷仕泰企业

Model No.: F0514AWR-**-F2MB-R

Model Name: 0.50mm pitch SMT FFC/FPC CONNECTORS

SCALE: FULL REVISION: C/0

Drawn: 李浩然 2023.01.02

Checked: 吴丹平

Approved: 林旭芝

DWG NO.: CNJST/GCCP-0403