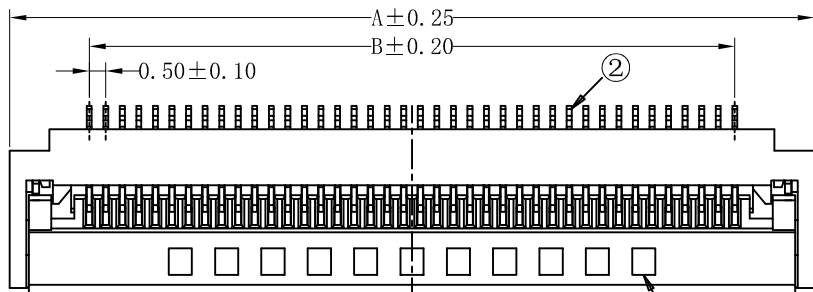


RoHS Compliant



注：50P无此排孔

No. of Contacts	DIM.			
	A	B	C	D
06	7.30	2.50	3.60	5.72
09	8.80	4.00	5.10	7.22
26	17.30	12.50	13.60	15.72
28	18.30	13.50	14.60	16.72
30	19.30	14.50	15.60	17.72
32	20.30	15.50	16.60	18.72
49	28.80	24.00	25.10	27.22
50	29.30	24.50	25.60	27.72
57	32.80	28.00	29.10	31.22

SPECIFICATION

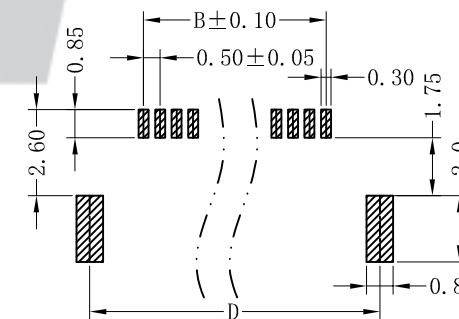
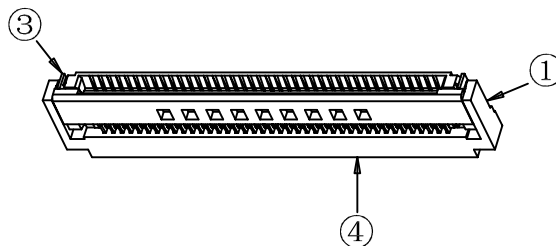
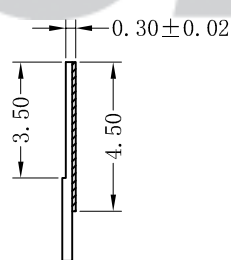
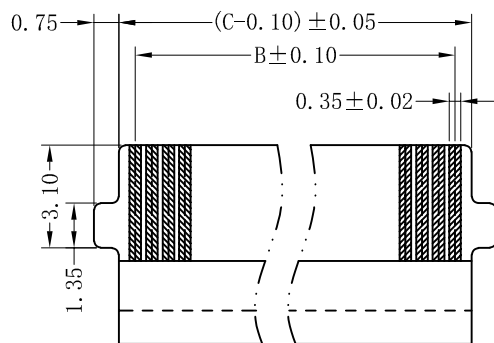

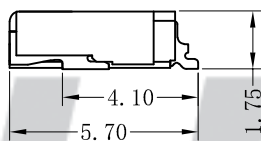
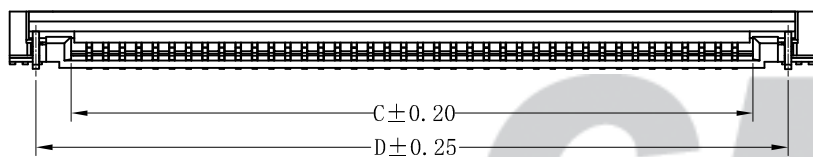
- Contact resistance: $\leq 30m\Omega$
- Insulation resistance: $\geq 50M\Omega$
- Rated voltage: 50 V AC DC
- Rated current: 0.5 A AC DC
- Withstand Voltage: 150V AC/minute
- Temperature Range: $-25^{\circ}C \sim +85^{\circ}C$

ORDER INFORMATION:

F0510AWR--F2KC-R-H**

Part No. _____
 No. of Circuits: _____
 06~57
 PLASTIC MATERIAL: _____
 F2K=LCP (Black)

PACKAGING:
 R=Reel
 PLATING:
 A=Tin
 B=Matte Sn
 C=Gold-plated



RECOMMENDED FPC DIMENSION
(COMPONENT SIDE)

SUGGESTED PCB LAYOUT
(COMPONENT SIDE)

专利产品

REV.	DATE	DESCRIPTION	APPD.	NO.	DESCRIPTION	QTY	MATERIAL	PLATING/COLOR
C/1	2023.08.22	根据新模调整视图	黄美程	④	Locker	1	LCP(UL94-0)	Black
C/0	2022.12.23	更新模板	李浩然	③	Solder Tab	2	Copper Alloy	Matte Sn
				②	Contacts	6~57	Copper Alloy	Gold-plated
				①	Insulator	1	LCP(UL94V-0)	Black

Tolerance	X.X ± 0.30
	X.XX ± 0.20
	X.XXX ± 0.10
Angle	± 3.0°
UNIT:	mm

CNJST 捷仕泰企业

Model No.: F0510AWR-**-F2KC-R-H

Model Name: 0.50mm pitch SMT FFC/FPC CONNECTORS

SCALE: FULL

REVISION: C/1

Drawn: 黄美程 2023.08.22
Checked: 吴丹平
Approved: 林旭芝
DWG NO.: CNJST/GCCP-0358