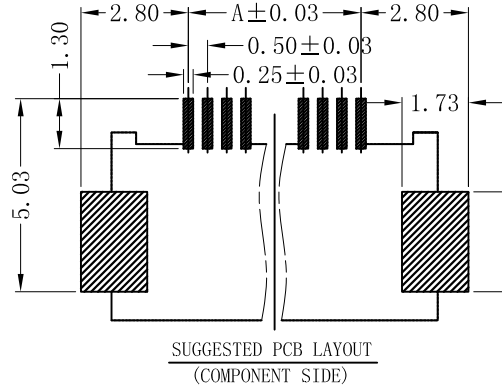
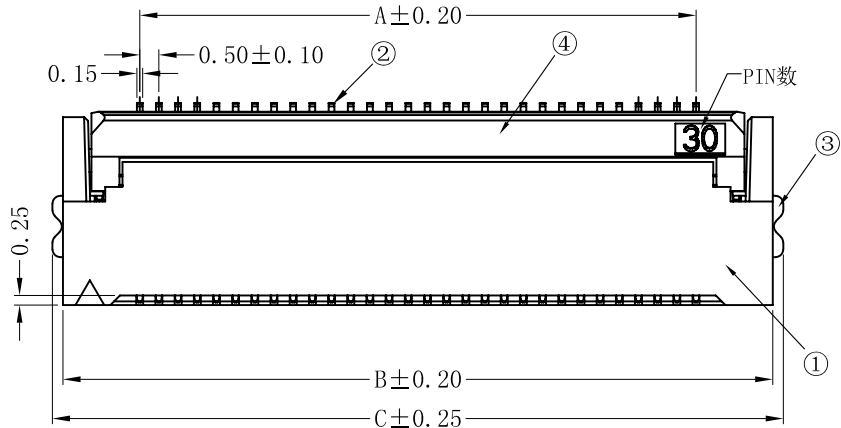


RoHS Compliant



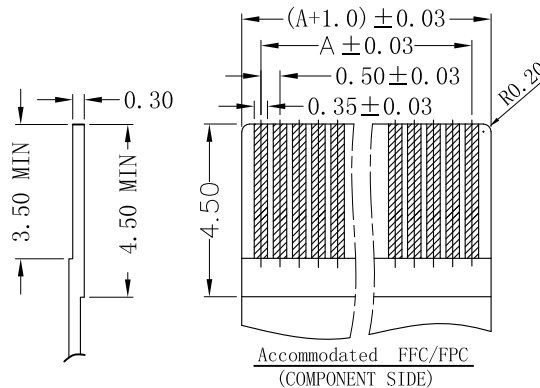
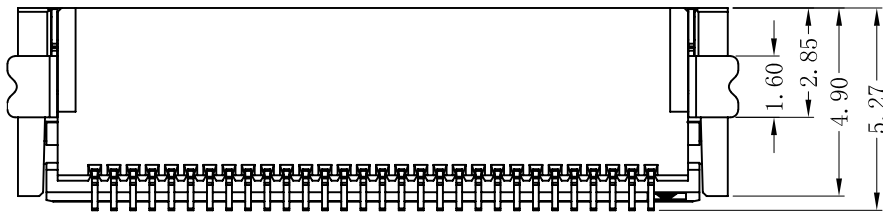
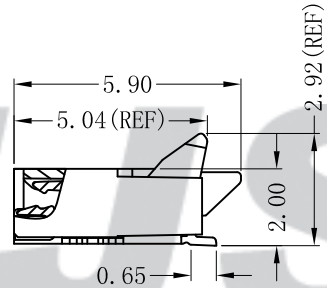
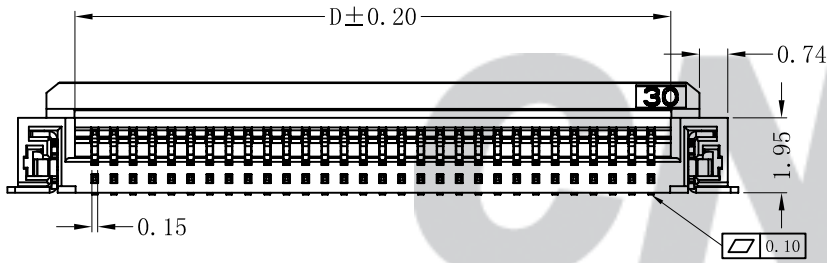
SPECIFICATION

- 1 Contact resistance: $\leq 30m\Omega$
- 2 Insulation resistance: $\geq 50M\Omega$
- 3 Rated voltage: 50 V AC DC
- 4 Rated current: 0.5 A AC DC
- 5 Withstand Voltage: 150V AC/minute
- 6 Temperature Range: $-25^{\circ}C \sim +85^{\circ}C$

ORDER INFORMATION:

F0509AWR--F2MC-R**

PART No.:	PACKAGING:
No. OF CIRCUITS:	G=TUBE
04~60	R=REEL
PLASTIC MATERIAL:	PLATING:
F2M=LCP (Locker:LCP)	C=GOLD FLASH



NO. OF POSITIONS	DIM A	DIM B	DIM C	DIM D
4	1.50	5.50	6.05	2.55
6	2.50	6.50	7.05	3.55
8	3.50	7.50	8.05	4.55
10	4.50	8.50	9.05	5.55
12	5.50	9.50	10.05	6.55
16	7.50	11.50	12.05	8.55
24	11.50	15.50	16.05	12.55
30	14.50	18.50	19.05	15.55
40	19.50	23.50	24.05	20.55
45	22.00	26.00	26.55	23.05
50	24.50	28.50	29.05	25.55
54	26.50	30.50	31.05	27.55
60	29.50	33.50	34.05	30.55

NO.	DESCRIPTION	QTY	MATERIAL	PLATING/COLOR
④	Solder Tab	2	Brass	Matte Sn
③	Contacts	4~60	Phosphor Bronze	GOLD FLASH
②	Locker	1	LCP (UL94V-0)	Nature (Black)
①	Insulator	1	LCP (UL94V-0)	Nature

Tolerance	X.X ±0.30
	X.XX ±0.20
	X.XXX ±0.10
Angle	±3.0°
UNIT:	mm

CNJST 捷仕泰企业

Model No.: F0509AWR-**-F2MC-R
Model Name: 0.50mm SMT FFC/FPC Connectors

Drawn: 李浩然 2022.10.26

Checked: 吴丹平

Approved: 林旭芝

DWG NO.: CNJST/GCCP-0353

REV.	DATE	DESCRIPTION	APPD.
C/O	2022.10.27	更新模板	李浩然
B/O	2018.05.12	NEW RELEASE	