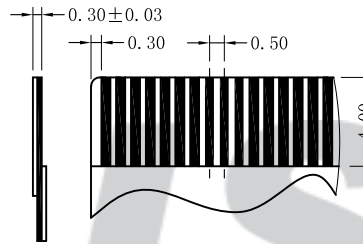
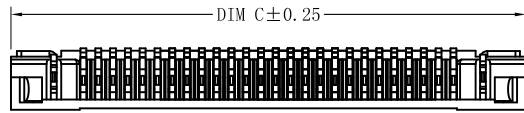
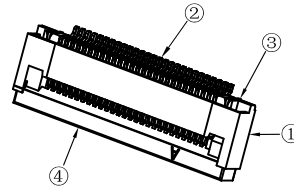
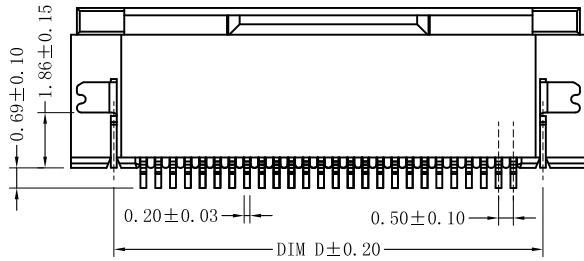
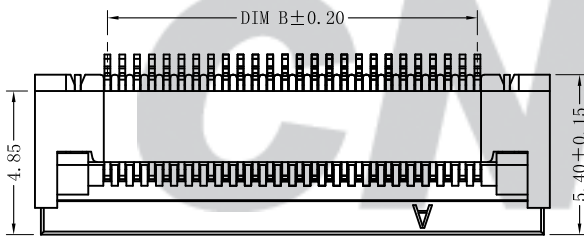


RoHS Compliant

CKT	DIM A	DIM B	DIM C	DIM D
4	2.80	1.50	6.40	3.50
5	3.30	2.00	6.90	4.00
6	3.80	2.50	7.40	4.50
7	4.30	3.00	7.90	5.00
8	4.80	3.50	8.40	5.50
9	5.30	4.00	8.90	6.00
10	5.80	4.50	9.40	6.50
11	6.30	5.00	9.90	7.00
12	6.80	5.50	10.40	7.50
13	7.30	6.00	10.90	8.00
14	7.80	6.50	11.40	8.50
15	8.30	7.00	11.90	9.00
16	8.80	7.50	12.40	9.50
17	9.30	8.00	12.90	10.00
18	9.80	8.50	13.40	10.50
19	10.30	9.00	13.90	11.00
20	10.80	9.50	14.40	11.50
21	11.30	10.00	14.90	12.00
22	11.80	10.50	15.40	12.50
23	12.30	11.00	15.90	13.00
24	12.80	11.50	16.40	13.50
25	13.30	12.00	16.90	14.00
26	13.80	12.50	17.40	14.50
27	14.30	13.00	17.90	15.00
28	14.80	13.50	18.40	15.50
29	15.30	14.00	18.90	16.00
30	15.80	14.50	19.40	16.50
31	16.30	15.00	19.90	17.00
32	16.80	15.50	20.40	17.50
33	17.30	16.00	20.90	18.00
34	17.80	16.50	21.40	18.50
35	18.30	17.00	21.90	19.00
36	18.80	17.50	22.40	19.50
37	19.30	18.00	22.90	20.00
38	19.80	18.50	23.40	20.50
39	20.30	19.00	23.90	21.00
40	20.80	19.50	24.40	21.50
41	21.30	20.00	24.90	22.00
42	21.80	20.50	25.40	22.50
43	22.30	21.00	25.90	23.00
44	22.80	21.50	26.40	23.50
45	23.30	22.00	26.90	24.00
46	23.80	22.50	27.40	24.50
47	24.30	23.00	27.90	25.00
48	24.80	23.50	28.40	25.50
49	25.30	24.00	28.90	26.00
50	25.80	24.50	29.40	26.50
51	26.30	25.00	29.90	27.00
52	26.80	25.50	30.40	27.50
53	27.30	26.00	30.90	28.00
54	27.80	26.50	31.40	28.50
55	28.30	27.00	31.90	29.00
56	28.80	27.50	32.40	29.50
57	29.30	28.00	32.90	30.00
58	29.80	28.50	33.40	30.50
59	30.30	29.00	33.90	31.00
60	30.80	29.50	34.40	31.50



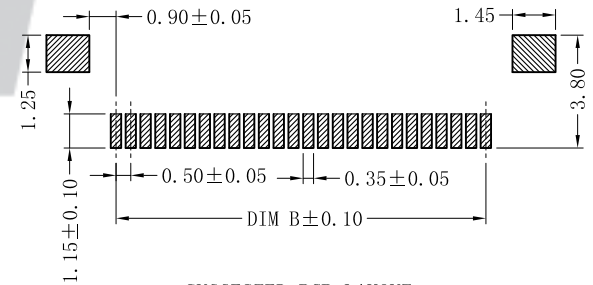
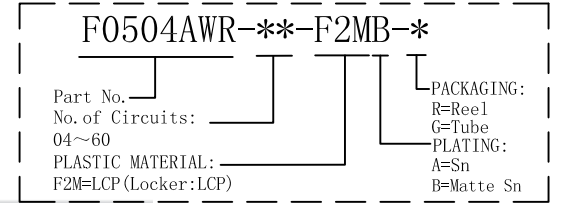
Accommodated FFC/FPC  
(COMPONENT SIDE)



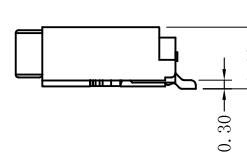
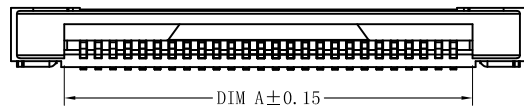
SPECIFICATION

- 1 Contact resistance:  $\leq 30m\Omega$
- 2 Insulation resistance:  $\geq 50M\Omega$
- 3 Rated voltage: 50 V AC DC
- 4 Rated current: 0.5 A AC DC
- 5 Withstand Voltage: 250V AC/minute
- 6 Temperature Range:  $-25^{\circ}C \sim +85^{\circ}C$

ORDER INFORMATION:



SUGGESTED PCB LAYOUT  
(COMPONENT SIDE)



NO.	DESCRIPTION	QTY	MATERIAL	PLATING/COLOR
④	Locker	1	LCP(UL94-0)	Black
③	Solder Tab	2	Phosphor Bronze	Matte Sn
②	Contacts	4~60	Phosphor Bronze	Matte Sn
①	Insulator	1	LCP(UL94V-0)	Nature

Tolerance	X.X ±0.30
	X.XX ±0.20
	X.XXX ±0.10
Angle	±3.0°
UNIT:	mm

**CNJST** 捷仕泰企业

Drawn: 李浩然 2022. 12. 28

Model No.: F0504AWR-\*\*-F2MB-\*

Checked: 吴丹平

Model Name: 0.50mm SMT ZIF FFC/FPC Connectors

Approved: 林旭芝



SCALE: FULL

REVISION: C/0

DWG NO.: CNJST/GCCP-0211

REV.	DATE	DESCRIPTION	APPD.
C/0	2022. 12. 28	更新模板	李浩然
B/0	2020. 05. 21	NEW RELEASE	