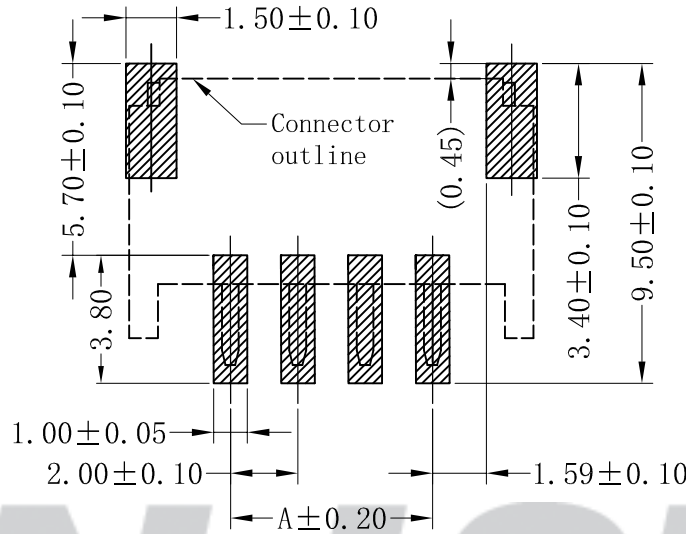
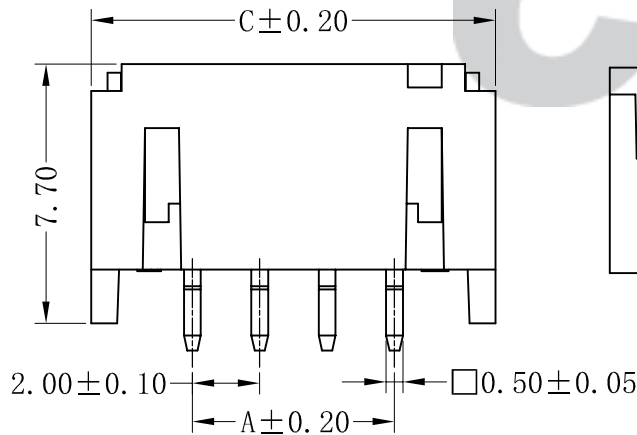
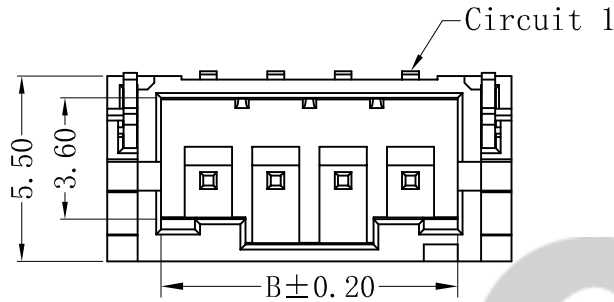
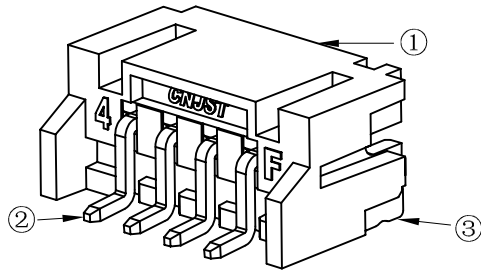
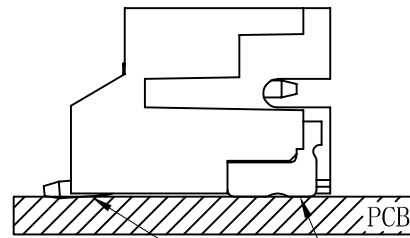


RoHS Compliant



SUGGESTED PCB LAYOUT  
(COMPONENT SIDE)



产品平贴后PIN针、固定PIN  
与焊接面间隙不大于0.10mm

SPECIFICATION

- 1 Contact resistance:  $\leq 20m\Omega$
- 2 Insulation resistance:  $\geq 1000M\Omega$
- 3 Rated voltage: 200 V AC DC
- 4 Rated current: 2.0 A AC DC
- 5 Withstand Voltage: 800V AC/minute
- 6 Temperature Range:  $-25^{\circ}C \sim +85^{\circ}C$

ORDER INFORMATION:

**A2001AWR-\*\*-F2MA-R**

PART No. \_\_\_\_\_ PACKAGING: R=REEL

No. OF CIRCUITS: \_\_\_\_\_ PLATING: A=Tin-plated

02~16

PLASTIC MATERIAL: \_\_\_\_\_

F2M=LCP (Nature)

Circuits	Dimensions (mm)		
	A	B	C
02	2.00	4.80	8.00
03	4.00	6.80	10.00
04	6.00	8.80	12.00
05	8.00	10.80	14.00
06	10.00	12.80	16.00
07	12.00	14.80	18.00
08	14.00	16.80	20.00
09	16.00	18.80	22.00
10	18.00	20.80	24.00
11	20.00	22.80	26.00
12	22.00	24.80	28.00
13	24.00	26.80	30.00
14	26.00	28.80	32.00
15	28.00	30.80	34.00
16	30.00	32.80	36.00

专利产品

Tolerance
X.X ±0.30
X.XX ±0.20
X.XXX ±0.10
Angle ±3.0°

**CNJST** 捷仕泰企业

Drawn: 黄美程 2022.08.01

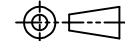
Model No.: A2001AWR-\*\*-F2MA-R

Checked: 吴丹平

Model Name: 2.00mm PITCH 90° WAFER-SMT TYPE

Approved: 林旭芝

UNIT: mm



SCALE: FULL

REVISION: C/0

DWG NO.: CNJST/GCCP-0048

REV.	DATE	DESCRIPTION	APPD.	NO.	DESCRIPTION	QTY	MATERIAL	PLATING/COLOR
C/0	2022.08.01	统一标准 更新模版	黄美程	③	Solder Tab	2	Brass	Tin-plated
B/0	2020.01.09	NEW RELEASE	黄金林	②	Contacts	2~16	Brass	Tin-plated
				①	Insulator	1	LCP(UL94V-0)	Nature