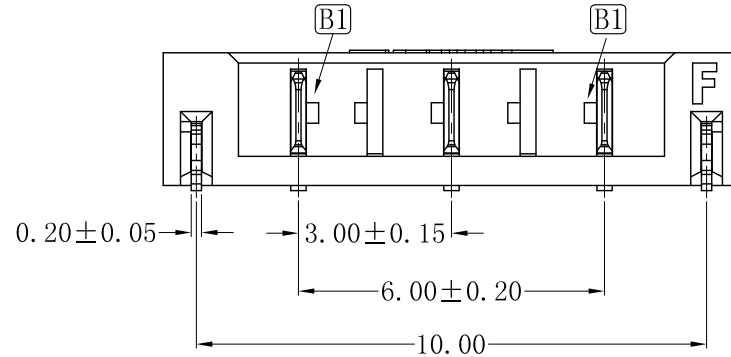
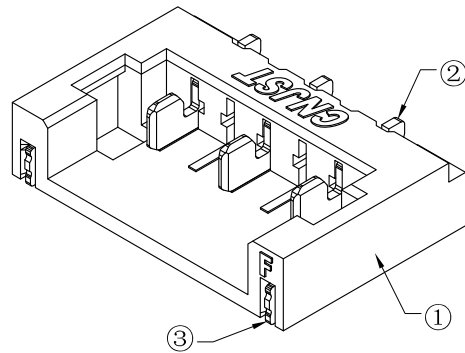
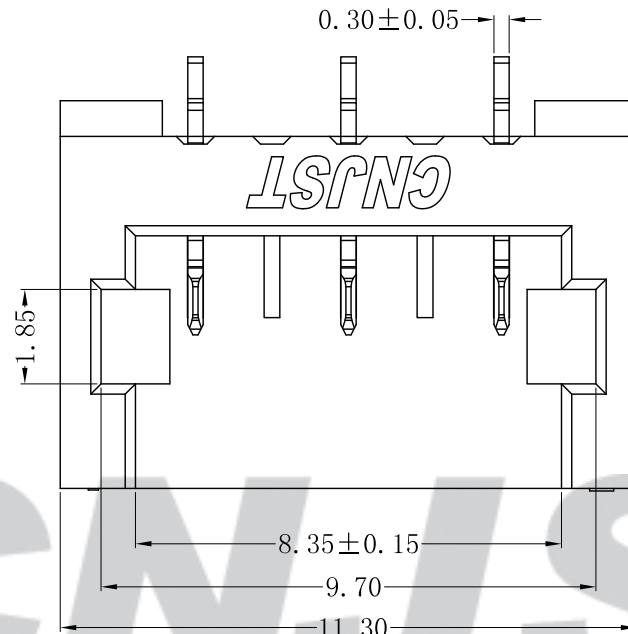
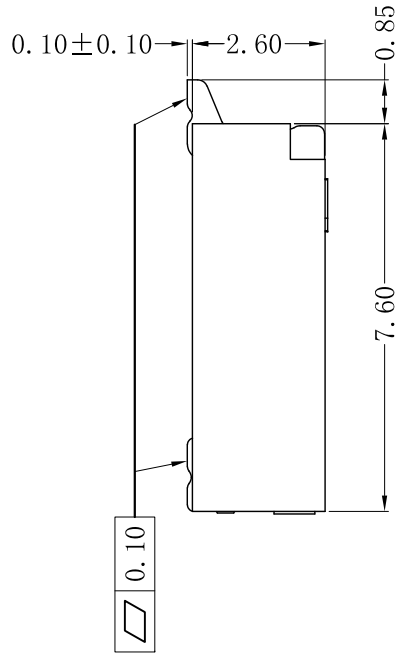


RoHS Compliant

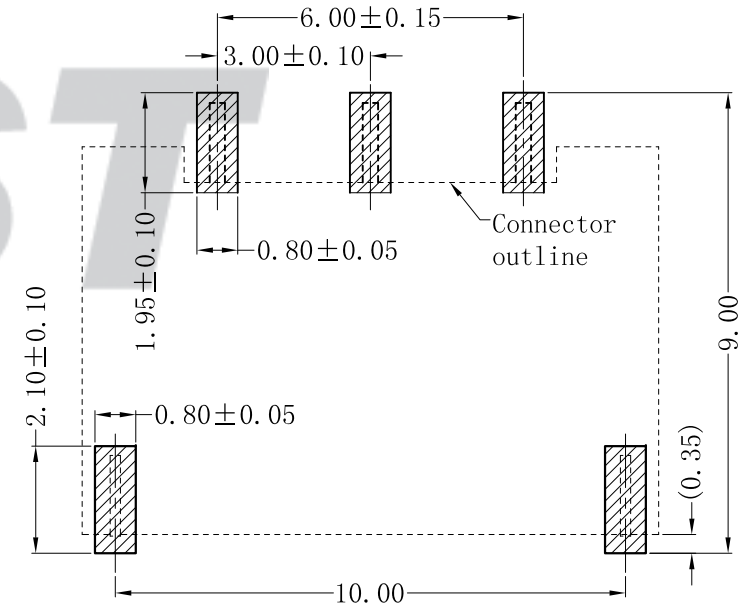


SPECIFICATION

- 1 Contact resistance: $\leq 30m\Omega$
- 2 Insulation resistance: $\geq 1000M\Omega$
- 3 Rated voltage: 125 V AC DC
- 4 Rated current: 0.75 A AC DC
- 5 Withstand Voltage: 500V AC/minute
- 6 Temperature Range: $-25^{\circ}C \sim +85^{\circ}C$

ORDER INFORMATION:

A1504AWR-5P3-F2MB-R			
PART No.		PACKAGING:	R=REEL
No. OF CIRCUITS:	5P3	PLATING:	B=Mattn Sn
PLASTIC MATERIAL:	F2M=LCP (Nature)		



SUGGESTED PCB LAYOUT
(COMPONENT SIDE)

专利产品

REV.	DATE	DESCRIPTION	APPD.	NO.	DESCRIPTION	QTY	MATERIAL	PLATING/COLOR
C/0	2022.07.20	统一标准 更新模板	王程伟	③	Solder Tab	2	Phosphor Bronze	Matte Sn
B/1	2022.03.01	两侧芯子加强孔朝向变更 详见ECR JST2022002	徐广	②	Contacts	3	Phosphor Bronze	Matte Sn
B/0	2018.09.19	NEW RELEASE	徐广	①	Insulator	1	LCP (UL94V-0)	Nature

Tolerance	X.X ±0.30
	X.XX ±0.20
	X.XXX ±0.10
Angle	±3.0°
UNIT:	mm

CNJST 捷仕泰企业		
Model No.: A1504AWR-5P3-F2MB-R		
Model Name: 1.50mm pitch 90° WAFER-SMT TYPE		
	SCALE: FULL	REVISION: C/0

Drawn: 王程伟 2022.07.20
Checked: 吴丹平
Approved: 林旭芝
DWG NO. CNJST/GCCP-0577