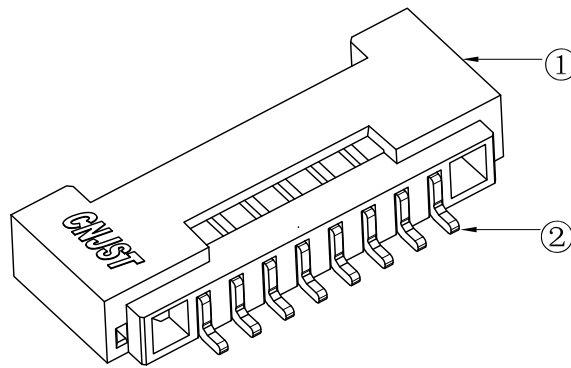


RoHS Compliant



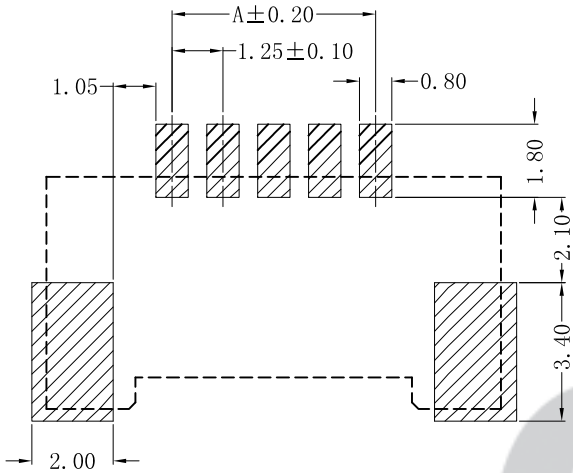
SPECIFICATION

- 1 Contact resistance: $\leq 20m\Omega$
- 2 Insulation resistance: $\geq 500M\Omega$
- 3 Rated voltage: 200 V AC DC
- 4 Rated current: 1.0 A AC DC
- 5 Withstand Voltage: 500V AC/minute
- 6 Temperature Range: $-25^{\circ}C \sim +85^{\circ}C$

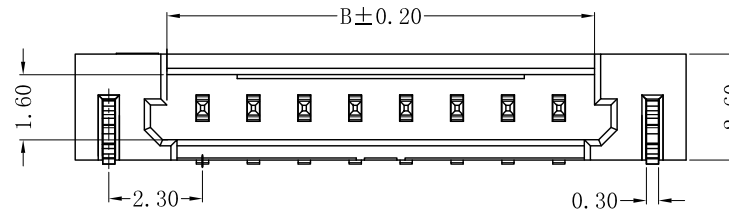
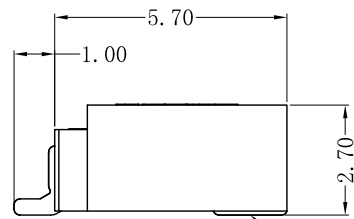
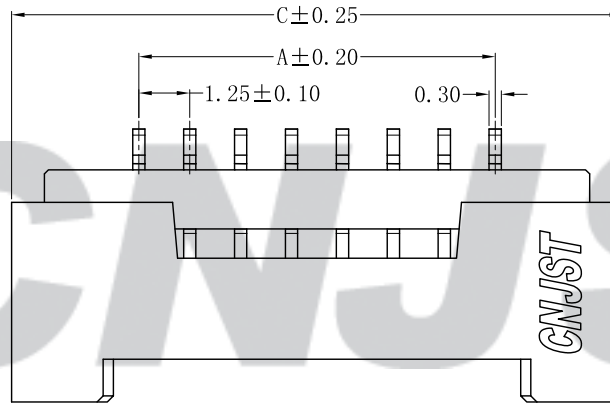
ORDER INFORMATION:

A1259AWR--F2MB-R**

PART No.:	No. OF CIRCUITS:	PACKAGING:
02~30	F2M=LCP (Nature)	R=REEL
PLASTIC MATERIAL:		PLATING:
		B=Matte Sn



SUGGESTED PCB LAYOUT
(COMPONENT SIDE)



Circuit No.	Dimensions			Circuit No.	Dimensions		
	A	B	C		A	B	C
02P	1.25	3.00	7.50	11P	12.50	14.25	18.75
03P	2.50	4.25	8.75	12P	13.75	15.50	20.00
04P	3.75	5.50	10.00	13P	15.00	16.75	20.25
05P	5.00	6.75	11.25	14P	16.25	18.00	22.50
06P	6.25	8.00	12.50	15P	17.50	19.25	23.75
07P	7.50	9.25	13.75	20P	23.75	25.50	30.00
08P	8.75	10.50	15.00	25P	30.00	31.75	36.25
09P	10.00	11.75	16.25	30P	36.25	38.00	42.50
10P	11.25	13.00	17.50				

专利产品

REV.	DATE	DESCRIPTION	APPD.	NO.	DESCRIPTION	QTY	MATERIAL	PLATING/COLOR
				③	Solder Tab	2	Brass	Matte Sn
C/0	2022.07.13	统一标准 更新模版	王丽君	②	Contacts	2~30	Phosphor Bronze	Matte Sn
B/0	2020.03.17	NEW RELEASE	王程伟	①	Insulator	1	LCP (UL94V-0)	Nature

Tolerance	X.X ±0.30
	X.XX ±0.20
	X.XXX ±0.10
	Angle ±3.0°
UNIT:	mm

CNJST 捷仕泰企业

Model No. : A1259AWR-**-F2MB-R

Model Name: 1.25mm PITCH 90° WAFER-SMT TYPE

SCALE: FULL REVISION: C/0

Drawn: 王丽君 2022.07.13
Checked: 吴丹平
Approved: 林旭芝
DWG NO. CNJST/GCCP-0287