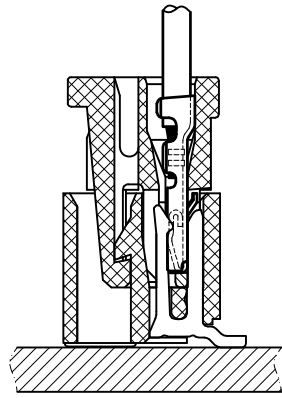
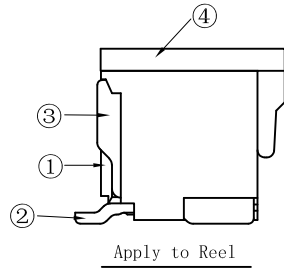


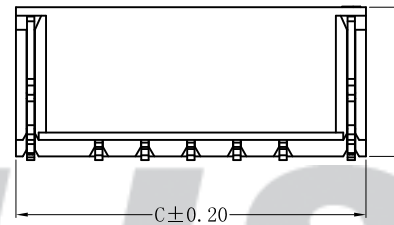
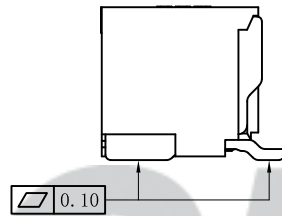
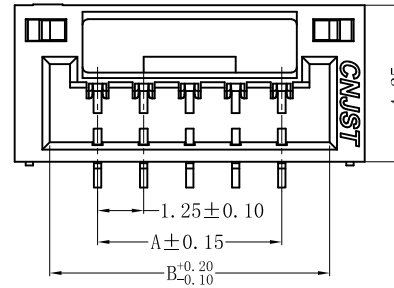
RoHS Compliant



嵌合状态



Apply to Reel



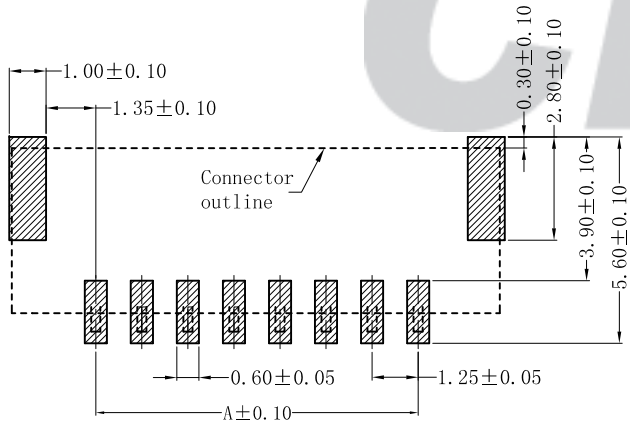
SPECIFICATION

- 1 Contact resistance:  $\leq 30m\Omega$
- 2 Insulation resistance:  $\geq 100M\Omega$
- 3 Rated voltage: 150 V AC DC
- 4 Rated current: 1 A AC DC
- 5 Withstand Voltage: 500V AC/minute
- 6 Temperature Range:  $-25^{\circ}C \sim +85^{\circ}C$

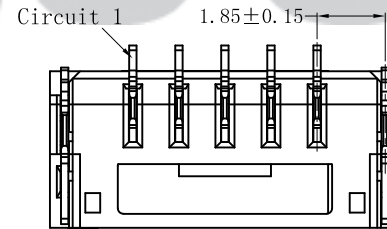
ORDER INFORMATION:

**A1258AWV-\*\*-F2MA-R-X**

PART No.		SPECIAL CODE:	X=CAP
No. OF CIRCUITS:	02~20	PACKAGING:	R=REEL
PLASTIC MATERIAL:	F2M=LCP (Nature)	PLATING:	A=Tin-Plated



SUGGESTED PCB LAYOUT  
(COMPONENT SIDE)



Circuit	Dimensions (mm)		
	A	B	C
02	1.25	3.85	5.75
03	2.50	5.10	7.00
04	3.75	6.35	8.25
05	5.00	7.60	9.50
06	6.25	8.85	10.75
07	7.50	10.10	12.00
08	8.75	11.35	13.25
09	10.00	12.60	14.50
10	11.25	13.85	15.75
11	12.50	15.10	17.00
12	13.75	16.35	18.25
13	15.00	17.60	19.50
14	16.25	18.85	20.75
15	17.50	20.10	22.00
20	23.75	26.35	28.25

专利产品

REV.	DATE	DESCRIPTION	APPD.	NO.	DESCRIPTION	QTY	MATERIAL	PLATING/COLOR
C/O	2022.09.05	统一标准 更新模板	王丽君	④	Cap	1	LCP (UL94V-0)	Nature
B/O	2020.01.08	NEW RELEASE	王程伟	③	Solder Tabs	2	Brass	Tin-plated
				②	Contacts	2~20	Phosphor Bronze	Tin-plated
				①	Insulator	1	LCP (UL94V-0)	Nature

Tolerance	X.X ±0.30
	X.XX ±0.20
	X.XXX ±0.10
Angle	±3.0°
UNIT:	mm

**CNJST 捷仕泰企业**

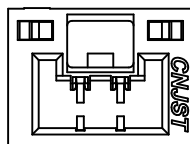
Model No.: A1258AWV-\*\*-F2MA-R-X

Model Name: 1.25mm pitch 180° WAFER-SMT TYPE

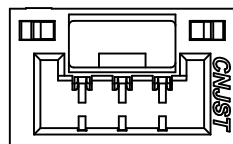
Drawn:	王丽君 2022.09.05
Checked:	吴丹平
Approved:	林旭芝
DWG NO.	CNJST/GCCP-0270

RoHS Compliant

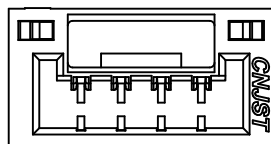
PIN位结构示意图



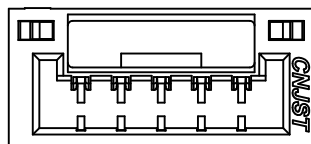
2P



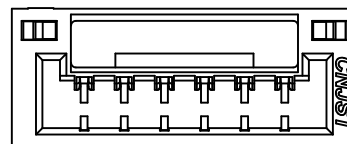
3P



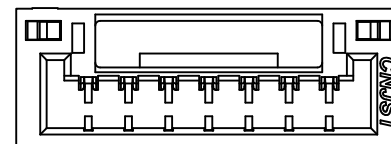
4P



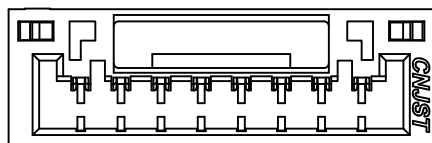
5P



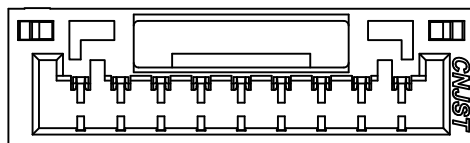
6P



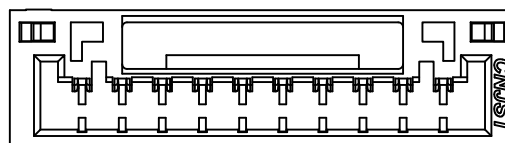
7P



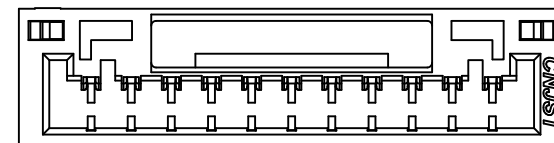
8P



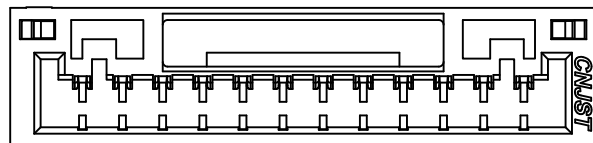
9P



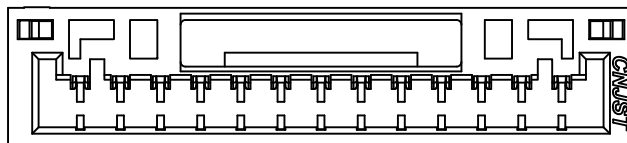
10P



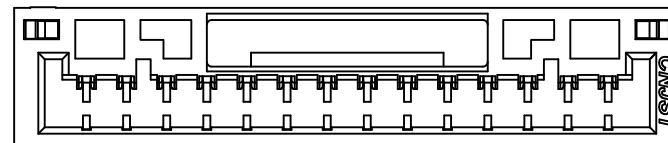
11P



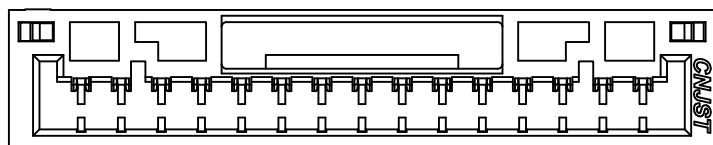
12P



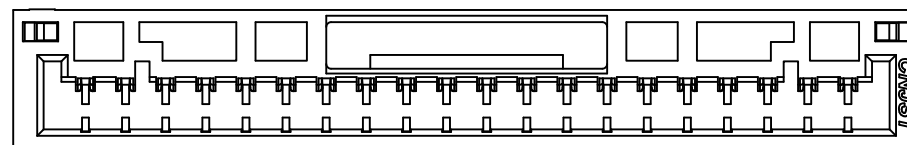
13P



14P



15P



20P

专利产品

C/O	2022.09.05	统一标准 更新模板	王丽君	④	Cap	1	LCP(UL94V-0)	Nature
B/O	2020.01.08	NEW RELEASE	王程伟	③	Solder Tabs	2	Brass	Tin-plated
REV.	DATE	DESCRIPTION	APPD.	②	Contacts	2~20	Phosphor Bronze	Tin-plated
				①	Insulator	1	LCP(UL94V-0)	Nature
				NO.	DESCRIPTION	QTY	MATERIAL	PLATING/COLOR

Tolerance	X.X ±0.30
	X.XX ±0.20
	X.XXX ±0.10
Angle	±3.0°
UNIT:	mm

**CNJST** 捷仕泰企业

Model No.: A1258AWV-\*\*-F2MA-R-X

Model Name: 1.25mm pitch 180° WAFER-SMT TYPE

Drawn:	王丽君 2022.09.05
Checked:	吴丹平
Approved:	林旭芝
DWG NO.	CNJST/GCCP-0270