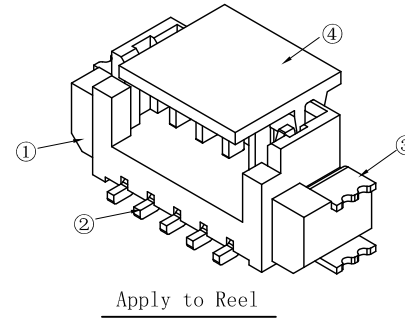
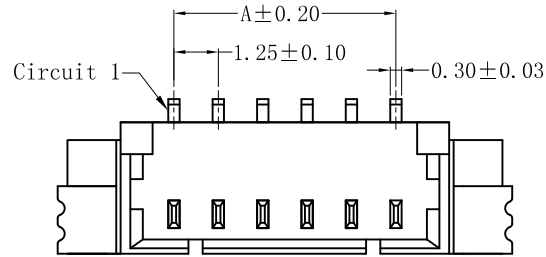


RoHS Compliant



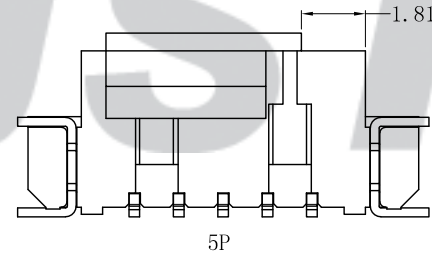
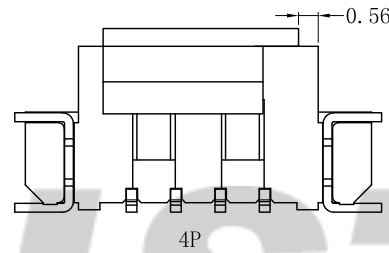
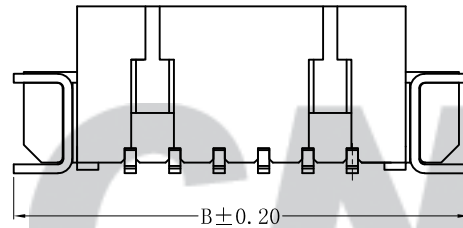
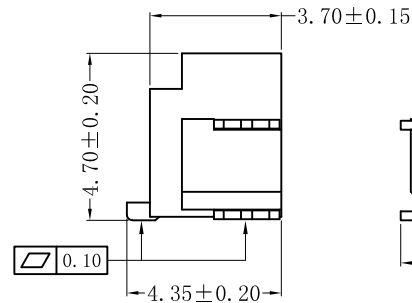
SPECIFICATION

- 1 Contact resistance: $\leq 20m\Omega$
- 2 Insulation resistance: $\geq 100M\Omega$
- 3 Rated voltage: 125 V AC DC
- 4 Rated current: 1.0 A AC DC
- 5 Withstand Voltage: 250V AC/minute
- 6 Temperature Range: $-25^{\circ}C \sim +85^{\circ}C$

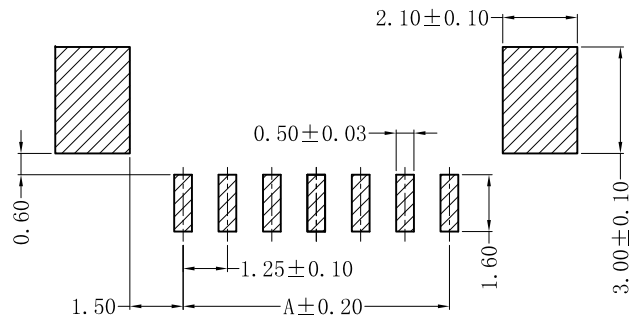
ORDER INFORMATION:

A1251AWV--F2MA-R-X**

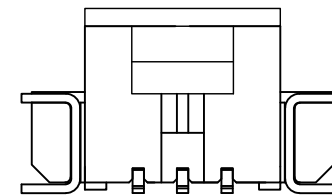
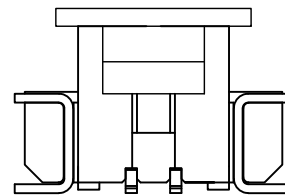
PART No.		SPECIAL CODE: X=CAP
No. OF CIRCUITS: 02~16		PACKAGING: R=REEL
PLASTIC MATERIAL: F2M=LCP(Nature)		PLATING: A=Tin-plated



Circuit	Dimensions (mm)	
	A	B
02	1.25	7.75
03	2.50	9.00
04	3.75	10.25
05	5.00	11.50
06	6.25	12.75
07	7.50	14.00
08	8.75	15.25
09	10.00	16.50
10	11.25	17.75
11	12.50	19.00
12	13.75	20.25
13	15.00	21.50
14	16.25	22.75
15	17.50	24.00
16	18.75	25.25



SUGGESTED PCB LAYOUT
(COMPONENT SIDE)



2P

3P

专利产品

REV.	DATE	DESCRIPTION	APPD.	NO.	DESCRIPTION	QTY	MATERIAL	PLATING/COLOR
				④	Cap	1	FR52 (UL94V-0)	Nature
				③	Solder Tab	2	Brass	Tin-plated
C/0	2022.07.15	统一标准 更新模版	王丽君	②	Contacts	2~16	Phosphor Bronze	Tin-plated
B/0	2021.06.15	NEW RELEASE	王程伟	①	Insulator	1	LCP (UL94V-0)	Nature

Tolerance	X.X ±0.30
	X.XX ±0.20
	X.XXX ±0.10
Angle	±3.0°
UNIT:	mm

CNJST 捷仕泰企业

Model No.: A1251AWV-**-F2MA-R-X

Model Name: 1.25mm PITCH 180° WAFER-SMT TYPE

SCALE: FULL

REVISION: C/0

Drawn: 王丽君 2022.07.15
Checked: 吴丹平
Approved: 林旭芝
DWG NO. CNJST/GCCP-0025