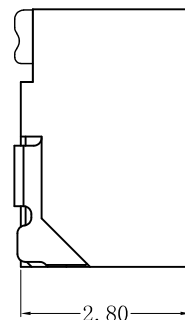
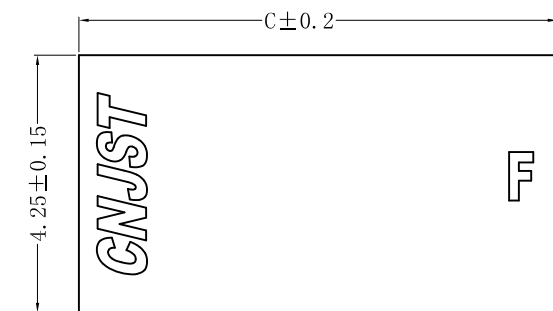
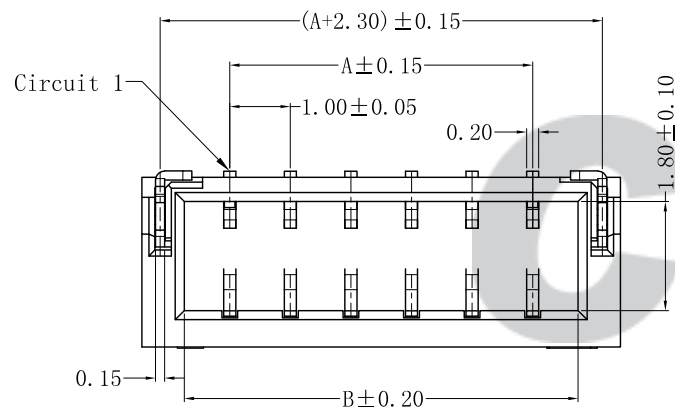
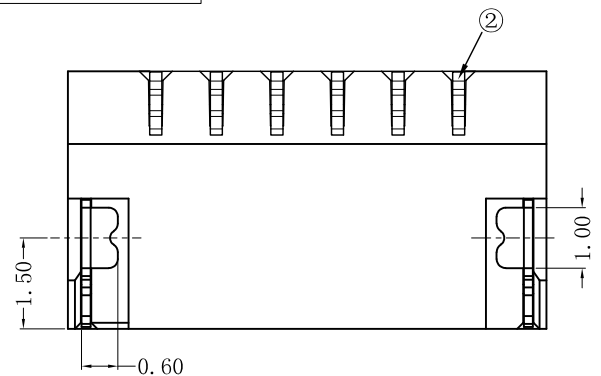


RoHS Compliant



Circuits	Dimensions (mm)		
	A	B	C
02	1.00	2.50	3.90
03	2.00	3.50	4.90
04	3.00	4.50	5.90
05	4.00	5.50	6.90
06	5.00	6.50	7.90
07	6.00	7.50	8.90
08	7.00	8.50	9.90
09	8.00	9.50	10.90
10	9.00	10.50	11.90
11	10.00	11.50	12.90
12	11.00	12.50	13.90

SPECIFICATION

- 1 Contact resistance: $\leq 20\text{m}\Omega$
- 2 Insulation resistance: $\geq 100\text{M}\Omega$
- 3 Rated voltage: 150 V AC DC
- 4 Rated current: 1.0 A AC DC
- 5 Withstand Voltage: 500V AC/minute
- 6 Temperature Range: $-25^{\circ}\text{C} \sim +85^{\circ}\text{C}$

ORDER INFORMATION:

A1021AWR-**-F2MB-R-B

PART No.

No. OF CIRCUITS:

02~12

PLASTIC MATERIAL:

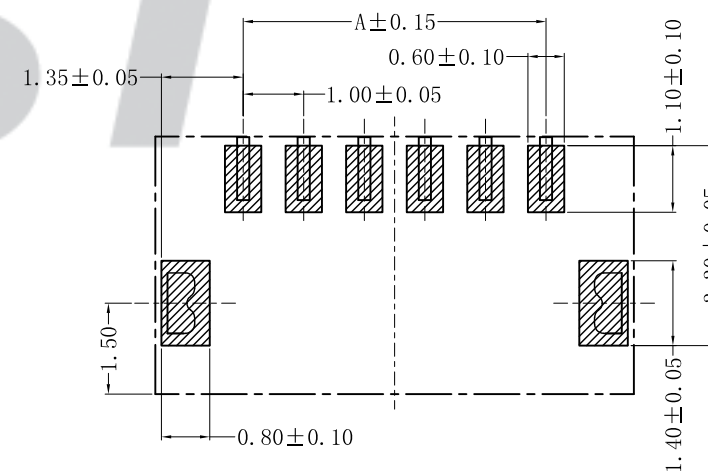
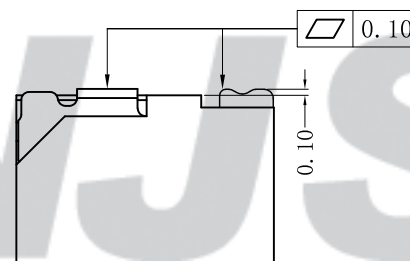
F2M=LCP (NATURE)

PACKAGING:

R=REEL

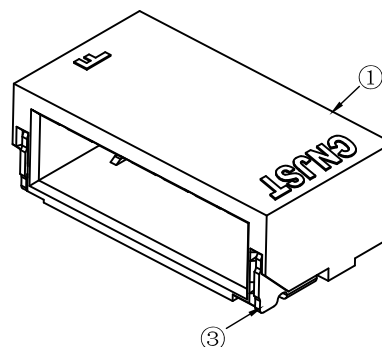
PLATING:

B=Matte Sn



SUGGESTED PCB LAYOUT
(COMPONENT SIDE)

专利产品



Tolerance X.X ± 0.30 X.XX ± 0.20 X.XXX ± 0.10 Angle $\pm 3.0^{\circ}$	CNJST 捷仕泰企业		Drawn: 王丽君 2022. 12. 17	
	Model No. : A1021AWR-**-F2MB-R-B		Checked: 吴丹平	
	Model Name: 1.00mm pitch 90° WAFER-SMT TYPE		Approved: 林旭芝	
	UNIT: mm		DWG NO. CNJST/GCCP-0523	
SCALE: FULL		REVISION: C/0		

REV.	DATE	DESCRIPTION	APPD.	NO.	DESCRIPTION	QTY	MATERIAL	PLATING/COLOR
C/0	2022. 12. 17	统一标准 更新模板	王丽君	③	Solder Tab	2	Brass	Mattn Sn
				②	Contacts	2~12	Phosphor Bronze	Mattn Sn
				①	Insulator	1	LCP	Nature