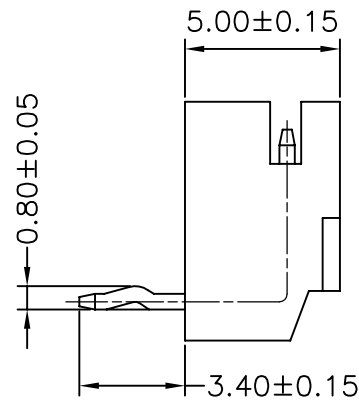
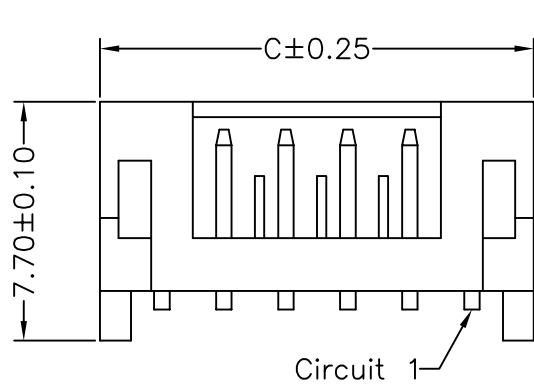


RoHS Compliant

成品图



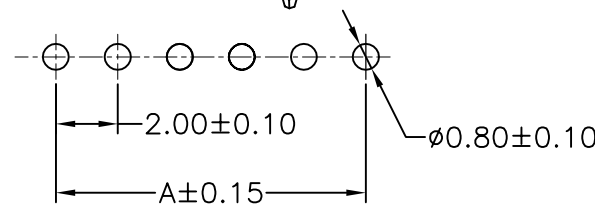
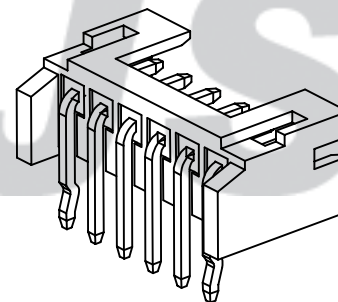
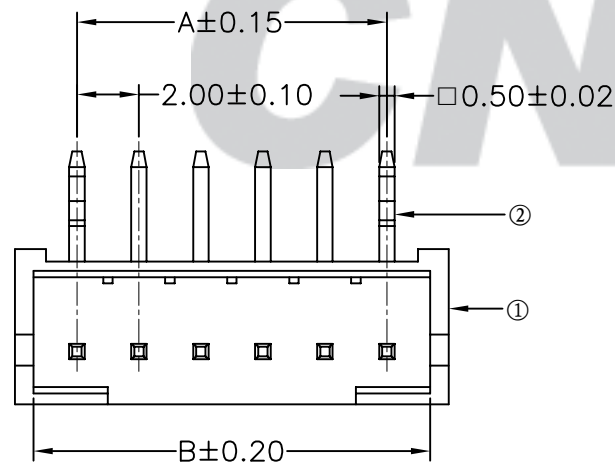
SPECIFICATION

- 1 Contact resistance: $\leq 20m\Omega$
- 2 Insulation resistance: $\geq 100M\Omega$
- 3 Rated voltage: 300 V AC DC
- 4 Rated current: 3.0 A AC DC
- 5 Withstand Voltage: 1000V AC/minute
- 6 Temperature Range: $-25^{\circ}C \sim +85^{\circ}C$

ORDER INFORMATION:

A2007AWD--A70A-P**

PART No. | No. OF CIRCUITS: 02~15 | PLASTIC MATERIAL: A70=PA66 (ORANGE) | PACKAGING: P=PE | PLATING: A=Tin-plated



SUGGESTED PCB LAYOUT
(COMPONENT SIDE)

Circuits	Dimensions (mm)		
	A	B	C
02	2.00	4.80	6.00
03	4.00	6.80	8.00
04	6.00	8.80	10.00
05	8.00	10.80	12.00
06	10.00	12.80	14.00
07	12.00	14.80	16.00
08	14.00	16.80	18.00
09	16.00	18.80	20.00
10	18.00	20.80	22.00
11	20.00	22.80	24.00
12	22.00	24.80	26.00
13	24.00	26.80	28.00
14	26.00	28.80	30.00
15	28.00	30.80	32.00

REV.	DATE	DESCRIPTION	APPD.
B/0	2016.06.11	NEW RELEASE	

②	Contacts	2~15	Brass	Tin-plated
①	Insulator	1	PA66 (UL94V-0)	Orange
NO.	DESCRIPTION	QTY	MATERIAL	PLATING/COLOR

Tolerance
X.X ±0.30
X.XX ±0.20
X.XXX ±0.10
Angle ±3.0°

Model Name: 2.00mm PITCH 90° WAFER
Model No: A2007AWD-**-A70A-P

SCALE: FULL REVISION: B/0

UNIT: mm

CNJST 浙江捷仕泰电子有限公司
ZHEJIANG JIESHITAI ELECTRONIC CO., LTD

Drawn: 蔡忠忠 2016.06.11
Checked: 林旭芝
Approved: 刘祚杰
DWG NO. CNJST/GCCP-0198