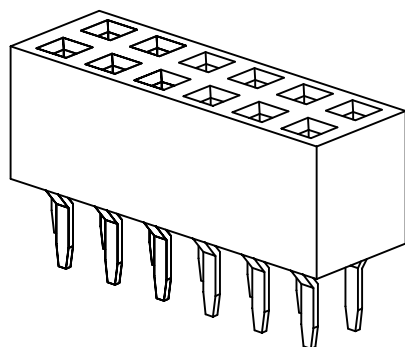
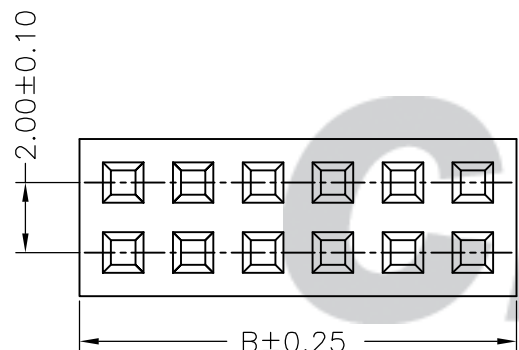
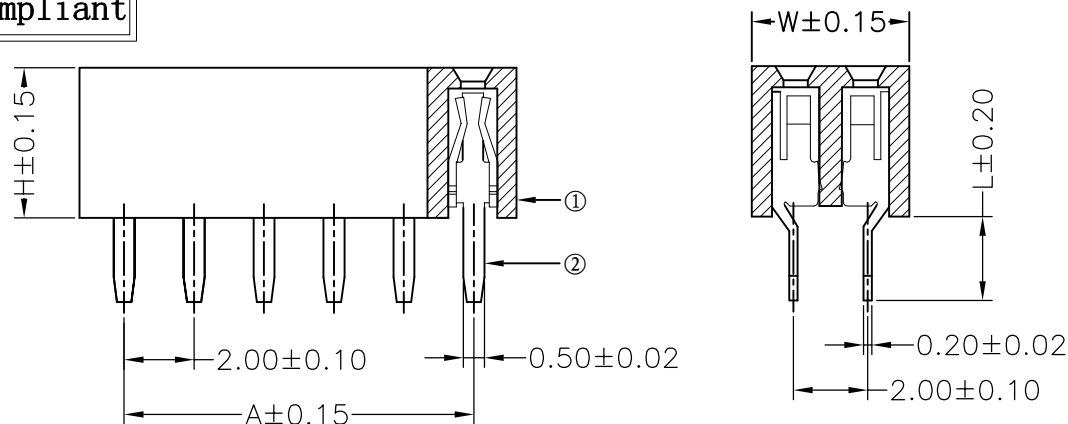


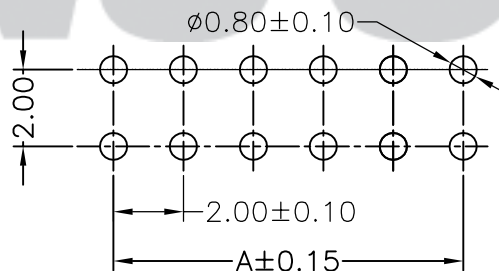
RoHS Compliant

成品图



Ordering Information & Specifications

| H:High Option | W:Width Option | L:PIN Length |
|---------------|----------------|--------------|
| 4.00 | 4.00 | 2.40 |
| 4.30 | 4.50 | 2.80 |
| 4.60 | | 3.00 |



SUGGESTED PCB LAYOUT
(COMPONENT SIDE)

SPECIFICATION

- Contact resistance: $\leq 20m\Omega$
- Insulation resistance: $\geq 1000M\Omega$
- Rated voltage: 250 V AC DC
- Rated current: 1.5 A AC DC
- Withstand Voltage: 500V AC/minute
- Temperature Range: $-25^{\circ}C \sim +85^{\circ}C$

ORDER INFORMATION:

P2001A-*-C3KC-***

PART No. []
 No. OF CIRCUITS: [] PACKAGING: G=TUBE
 PLASTIC MATERIAL: [] PLATING: C=Gold-plated
 E2K=PBT (BLACK)
 C3K=PA6T (BLACK)

| Circuits | Dimensions (mm) | | Circuits | Dimensions (mm) | |
|------------|-----------------|-------|------------|-----------------|-------|
| | A | B | | A | B |
| 203 (2X3) | 4.00 | 6.50 | 222 (2X22) | 42.00 | 44.50 |
| 204 (2X4) | 6.00 | 8.50 | 223 (2X23) | 44.00 | 46.50 |
| 205 (2X5) | 8.00 | 10.50 | 224 (2X24) | 46.00 | 48.50 |
| 206 (2X6) | 10.00 | 12.50 | 225 (2X25) | 48.00 | 50.50 |
| 207 (2X7) | 12.00 | 14.50 | 226 (2X26) | 50.00 | 52.50 |
| 208 (2X8) | 14.00 | 16.50 | 227 (2X27) | 52.00 | 54.50 |
| 209 (2X9) | 16.00 | 18.50 | 228 (2X28) | 54.00 | 56.50 |
| 210 (2X10) | 18.00 | 20.50 | 229 (2X29) | 56.00 | 58.50 |
| 211 (2X11) | 20.00 | 22.50 | 230 (2X30) | 58.00 | 60.50 |
| 212 (2X12) | 22.00 | 24.50 | 231 (2X31) | 60.00 | 62.50 |
| 213 (2X13) | 24.00 | 26.50 | 232 (2X32) | 62.00 | 64.50 |
| 214 (2X14) | 26.00 | 28.50 | 233 (2X33) | 64.00 | 66.50 |
| 215 (2X15) | 28.00 | 30.50 | 234 (2X34) | 66.00 | 68.50 |
| 216 (2X16) | 30.00 | 32.50 | 235 (2X35) | 68.00 | 70.50 |
| 217 (2X17) | 32.00 | 34.50 | 236 (2X36) | 70.00 | 72.50 |
| 218 (2X18) | 34.00 | 36.50 | 237 (2X37) | 72.00 | 74.50 |
| 219 (2X19) | 36.00 | 38.50 | 238 (2X38) | 74.00 | 76.50 |
| 220 (2X20) | 38.00 | 40.50 | 239 (2X39) | 76.00 | 78.50 |
| 221 (2X21) | 40.00 | 42.50 | 240 (2X40) | 78.00 | 80.50 |

| | | |
|--|---|-------------------------|
| Tolerance X.X ±0.30 X.XX ±0.20 X.XXX ±0.10 Angle ±3.0° | Model Name: 2.00mm PITCH Female Header Straight 180° Wafer-DIP TYPE | Drawn: 蔡忠忠 2016.05.21 |
| | Model No: P2001A-***-C3KC-* | |
| UNIT: mm | SCALE: FULL | REVISION: B/0 |
| | CNJST 浙江捷仕泰电子有限公司 ZHEJIANG JIESHITAI ELECTRONIC CO., LTD | |
| | | Approved: 刘祚杰 |
| | | DWG NO. CNJST/GCCP-0183 |

| REV. | DATE | DESCRIPTION | APPD. | NO. | DESCRIPTION | QTY | MATERIAL | PLATING/COLOR |
|------|------------|-------------|-------|-----|-------------|------|-----------------|---------------|
| B/0 | 2016.05.21 | NEW RELEASE | | ② | Contacts | 6~80 | Phosphor Bronze | Gold-plated |
| | | | | ① | Insulator | 1 | PA66 (UL94V-0) | Black |