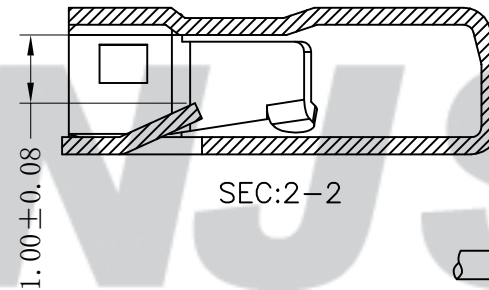
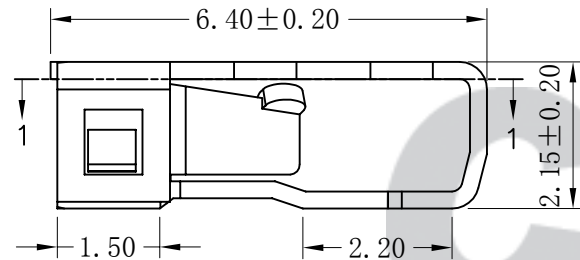
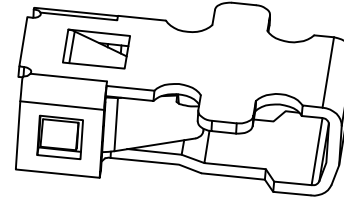
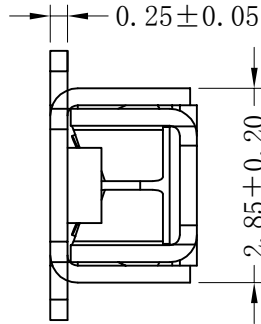
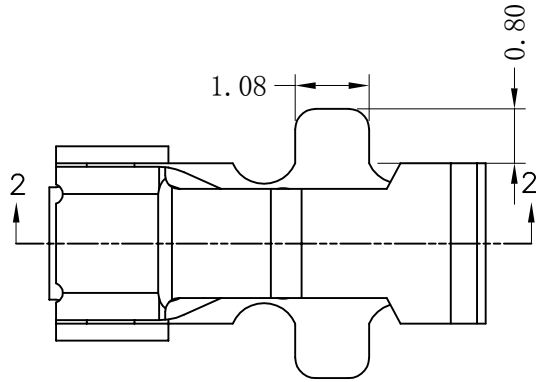


RoHS Compliant

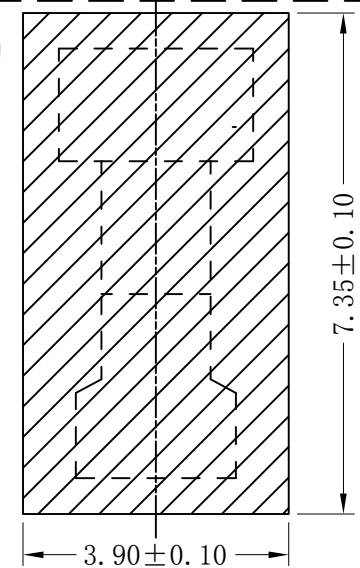
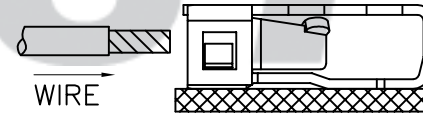
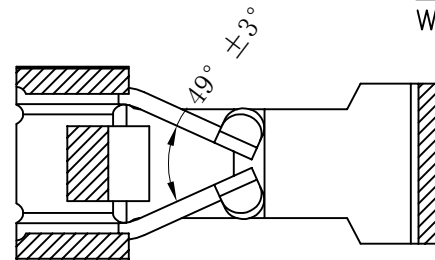
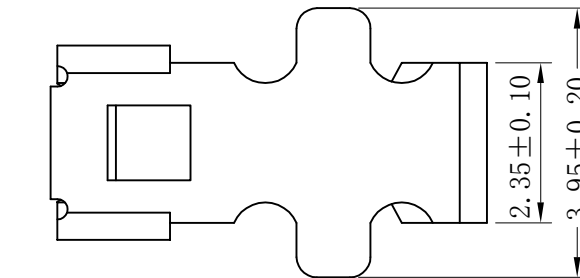
成品图



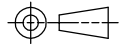
- SPECIFICATION**
- 1 Contact resistance: $\leq 20m\Omega$
 - 2 Insulation resistance: $\geq 800M\Omega$
 - 3 Rated voltage: 250 V AC DC
 - 4 Rated current: 2.0 A AC DC
 - 5 Withstand Voltage: 1500V AC/minute
 - 6 Temperature Range: $-45^{\circ}C \sim +125^{\circ}C$

ORDER INFORMATION:

T001-01-PB-R		
PART No.		
No. OF CIRCUITS:	02~11	PACKAGING: R=REEL
PLASTIC MATERIAL:	P=Phosphor bronze	PLATING: B=Mattn Sn



PCB LAYOUT

Tolerance X.X ±0.30 X.XX ±0.20 X.XXX ±0.10 Angle ±3.0°	Model Name: SMT TERMINAL		Drawn: 蔡忠忠 2016.04.18
	Model No: T001-01-PB-R		
UNIT: mm		SCALE: FULL	REVISION: B/0
		CNJST 浙江捷仕泰电子有限公司 ZHEJIANG JIESHITAI ELECTRONIC CO., LTD	
			Checked: 林旭芝
			Approved: 刘祚杰
			DWG NO. CNJST/GCCP-0072

REV.	DATE	DESCRIPTION	APPD.	NO.	DESCRIPTION	QTY	MATERIAL	PLATING/COLOR
B/0	2016.04.18	NEW RELEASE		①	Contacts	1	Phosphor Bronze	Mattn Sn